

**ILLINOIS DEPARTMENT OF PUBLIC HEALTH  
AHERA THREE YEAR REINSPECTION  
ASBESTOS PROGRAM  
SCHOOL INFORMATION FORM**

## **THREE-YEAR REINSPECTION**

Unit:  
Building ID:

IDPH ID Number:

**REPORT DATE:**

**Prepared for:**  
**Chicago Public Schools**  
**42 W. Madison Street**  
**Chicago, IL 60602**

**Prepared by:**  
**Specialty Consulting, Inc.**

2942 W. Van Buren Street

Chicago, IL, 60612

Phone (312) 319-7575

Fax (312) 319-7580

**DO NOT REMOVE FROM SCHOOL**  
**REQUIRED BY FEDERAL LAW**

Mr. Eric Culbertson  
Asbestos Program  
Illinois Department of Public Health  
525 West Jefferson Street  
Springfield, Illinois 62761

Re: Chicago Public Schools - Three-Year Reinspections

Dear Mr.Culbertson:

Specialty Consulting, Inc., Managing Environmental Consultant (MEC), conducted the Three-Year Reinspections and performed management plan updates for the Chicago Public Schools (CPS) facilities in Region 1, 2 Elementary Schools. Please update your records with the following information.

School District: 299	Unit:	Region: 01	IDPH ID:
School:			Building ID:
Address:			

Building Contact: Dehne, Gary                      Contact Phone: 7737105082

Current Building Owners: Chicago Public Schools

Reinspection Date:

Review Date:

Inspector: \_\_\_\_\_ Inspector IDPH License: \_\_\_\_\_  
 Management Planner: \_\_\_\_\_ Management Planner IDPH License: \_\_\_\_\_

If you have any questions or comments, please contact us at (312) 319-7575

Sincerely,  
Specialty Consulting, Inc.



## **Environmental Notification to Occupants**

To: Faculty, Staff and Parents  
From: Chicago Public Schools  
Date:

RE: , Unit

Dear Faculty, Staff and Parents,

This letter is to notify you that the asbestos three year re-inspection has been completed at , following the Federal Asbestos Hazard Emergency Response Act (AHERA), 40 CFR Part 763, Subpart E and is available for your review at the main office of the school.

Although asbestos-containing building materials have been identified at , there is no reason to believe that any threat to the health of students or staff exists at this time. CPS will continue to carefully monitor the condition of asbestos-containing building materials and if conditions warrant, all appropriate steps will be taken to maintain the health and safety of all building occupants.

If you have any questions regarding this matter or require additional information, please feel free to contact , the designated Local Education Authority's Designated Person at .

## **Table of Contents**

- I. School and Inspection Information
- II. Executive Summary
- III. Methodology
- IV. Abatement History
- V. Reassessments and Recommendations
- VI. Conclusions

Table I: Inspector's Reinspection Findings

Table II: Management Planner's Review

### **APPENDICES:**

- Appendix A: Assessment Sheets, Drawings and Photos
- Appendix B: Inspector and Management Planner Licenses
- Appendix C: Laboratory Accreditations
- Appendix D: Laboratory Results
- Appendix E: Chain of Custody Forms

## SCHOOL AND INSPECTION INFORMATION

### 1. School Information

School: \_\_\_\_\_ Unit: \_\_\_\_\_ Region: 01  
Address: \_\_\_\_\_  
IDPH ID: \_\_\_\_\_ Building ID: \_\_\_\_\_  
Contact: Dehne, Gary Phone: 7737105082

### 2. Description of Facility

Original Construction: 1997 Additional Construction: 1916  
Total Square Footage: 72800 No of Floors: 3  
Current Occupancy: \_\_\_\_\_

### 3. LEA Designated Person

Contact: \_\_\_\_\_ Phone: \_\_\_\_\_  
Address: 42 West Madison Street  
Chicago, IL 60602


### 4. Managing Environmental Consultant

MEC: Specialty Consulting, Inc.  
Contact: Jigar Shah  
Address 2942 W. Van Buren Street  
Chicago, IL, 60612  
Phone: (312) 319-7575 Fax: (312) 319-7580

### 5. Inspector

Inspector Name: \_\_\_\_\_


Inspector IDPH license #  
Reinspection Date: \_\_\_\_\_

Signature:   
Date: \_\_\_\_\_

### 6. Management Planner

Management Planner Name: \_\_\_\_\_


Management Planner IDPH license #

Signature:   
Date: \_\_\_\_\_

### 7. Review Date:

### 8. LEA Designated Person's Acknowledgement

The reinspection report and recommendations have been received by me and appropriate action will be taken by the School District.

Signature:   
Name: \_\_\_\_\_ Date: \_\_\_\_\_

Unit :

Building:

## II. EXECUTIVE SUMMARY

was retained by the Chicago Public Schools (CPS) to perform a three-year asbestos reinspection of the . This inspection was conducted in accordance with the United States Environmental Protection Agency (USEPA) Asbestos Hazard Emergency Response Act (AHERA) part 763.85 (b), and the ongoing Operations and Maintenance Program (O&M) originally designed in the School's Asbestos Management Plan. The purpose of this three-year reinspection is to record any condition changes in the asbestos-containing building material (ACBM) in the school since the previous three-year reinspection and the six-month periodic surveillance, to identify, assess, and include any Homogeneous Areas (HA) not identified in the Management Plan, and to recommend an appropriate response action to manage asbestos.

The inspector conducted a three-year reinspection of this facility under Illinois Department of Public Health (IDPH) school reinspection requirements and AHERA, sections 763.85 and 763.88. The main building and each addition to the main building, if constructed at different dates, were inspected separately. Laboratory accreditations are included in Appendix C, laboratory results are included in Appendix D, and chain of custody forms are included in Appendix E.

Note: During previous inspections, some of the HA(s) were identified together as 9" x 9" floor tile (FT), mastics assoc. with 9" x 9" FT, 12" x 12" FT, mastics assoc. with 12" x 12" FT, pipe insulation, etc. Some of these HA(s) have been re-identified by areas that are uniform in color, texture, construction date, application date, and general appearance.

The inspector has determined the following:

A. The following HAs have changed assessment categories for Building :

B. The following new homogenous areas have been identified for Building :



C. This reinspection covered only physically accessible and visible areas and materials that were identified in the LEA's management plan. The following materials were concealed and/or contained in areas that were inaccessible for sampling and have been classified as Assumed:

The following areas were deemed to be inaccessible:

Materials were also listed as "assumed" if they were in good condition and sampling was not conducted to avoid damage.

This reinspection was conducted by , IDPH License # . The Management Plan was updated by , IDPH License # . Inspector and Management Planner Licenses are included in Appendix B.

### **III. METHODOLOGY**

Tasks performed on-site included the following:

1. Review current management plan, identify HA(s) and extract appropriate information.
2. Examine and verify abatement records.
3. Touch and visually and physically reinspect and reassess the condition of all friable known or assumed ACBM.
4. Touch and visually and physically reinspect all non-friable known or assumed ACBM to determine whether these materials have become friable since the last inspection or periodic surveillance.
5. Identify any condition changes that may affect Hazard ranking of known ACBM or Assumed ACBM, as well as any HA(s) that have become friable since the last reinspection.
6. Collect bulk samples from each newly discovered friable HA or previously assumed and submit for laboratory analysis.
7. Tabulate reinspection findings and submit for management planner review and recommendations with appropriate response actions based on the AHERA Damage Category of the ACBM.
8. Submit reinspection findings and management planner recommendations to the LEA within thirty (30) days for inclusion into the management plan.

### **IV. ABATEMENT HISTORY**

The information collected from the existing management plan and inspection report(s) and from interviews with the school official revealed that the following asbestos abatement was conducted at the school since the previous Three year Reinspection.

Abatement Dates:

### **V. REASSESSMENTS AND RECOMMENDATIONS**

The reassessments and recommendations are summarized in Tables I and II on the following pages. Detailed Hazard Assessment Sheets and Drawings and Photos (if applicable) are included in Appendix A.

### **VI. CONCLUSIONS**

The Building Three-Year reinspection has been completed and response actions have been recommended for both friable and non-friable ACBM. A timely execution of the response actions recommended will enable the LEA and the Designated Person(s) to effectively manage the existing ACBM.

This three-year reinspection report should be inserted in the current Management plan at the CPS Central Office, and one (1) copy should be kept at the school for use when planning any renovation and/or demolition activities in areas where ACBM has been identified. Also, periodic surveillance documentation and any summary reports from any response actions that are executed at the school should be used to update the Management Plan.

### **III. METHODOLOGY**

Tasks performed on-site included the following:

1. Review current management plan, identify HA(s) and extract appropriate information.
2. Examine and verify abatement records.
3. Touch and visually and physically reinspect and reassess the condition of all friable known or assumed ACBM.
4. Touch and visually and physically reinspect all non-friable known or assumed ACBM to determine whether these materials have become friable since the last inspection or periodic surveillance.
5. Identify any condition changes that may affect Hazard ranking of known ACBM or Assumed ACBM, as well as any HA(s) that have become friable since the last reinspection.
6. Collect bulk samples from each newly discovered friable HA or previously assumed and submit for laboratory analysis.
7. Tabulate reinspection findings and submit for management planner review and recommendations with appropriate response actions based on the AHERA Damage Category of the ACBM.
8. Submit reinspection findings and management planner recommendations to the LEA within thirty (30) days for inclusion into the management plan.

### **IV. ABATEMENT HISTORY**

The information collected from the existing management plan and inspection report(s) and from interviews with the school official revealed that the following asbestos abatement was conducted at the school since the previous Three year Reinspection.

Abatement Dates:

### **V. REASSESSMENTS AND RECOMMENDATIONS**

The reassessments and recommendations are summarized in Tables I and II on the following pages. Detailed Hazard Assessment Sheets and Drawings and Photos (if applicable) are included in Appendix A.

### **VI. CONCLUSIONS**

The Building Three-Year reinspection has been completed and response actions have been recommended for both friable and non-friable ACBM. A timely execution of the response actions recommended will enable the LEA and the Designated Person(s) to effectively manage the existing ACBM.

This three-year reinspection report should be inserted in the current Management plan at the CPS Central Office, and one (1) copy should be kept at the school for use when planning any renovation and/or demolition activities in areas where ACBM has been identified. Also, periodic surveillance documentation and any summary reports from any response actions that are executed at the school should be used to update the Management Plan.

### **III. METHODOLOGY**

Tasks performed on-site included the following:

1. Review current management plan, identify HA(s) and extract appropriate information.
2. Examine and verify abatement records.
3. Touch and visually and physically reinspect and reassess the condition of all friable known or assumed ACBM.
4. Touch and visually and physically reinspect all non-friable known or assumed ACBM to determine whether these materials have become friable since the last inspection or periodic surveillance.
5. Identify any condition changes that may affect Hazard ranking of known ACBM or Assumed ACBM, as well as any HA(s) that have become friable since the last reinspection.
6. Collect bulk samples from each newly discovered friable HA or previously assumed and submit for laboratory analysis.
7. Tabulate reinspection findings and submit for management planner review and recommendations with appropriate response actions based on the AHERA Damage Category of the ACBM.
8. Submit reinspection findings and management planner recommendations to the LEA within thirty (30) days for inclusion into the management plan.

### **IV. ABATEMENT HISTORY**

The information collected from the existing management plan and inspection report(s) and from interviews with the school official revealed that the following asbestos abatement was conducted at the school since the previous Three year Reinspection.

Abatement Dates:

### **V. REASSESSMENTS AND RECOMMENDATIONS**

The reassessments and recommendations are summarized in Tables I and II on the following pages. Detailed Hazard Assessment Sheets and Drawings and Photos (if applicable) are included in Appendix A.

### **VI. CONCLUSIONS**

The Building Three-Year reinspection has been completed and response actions have been recommended for both friable and non-friable ACBM. A timely execution of the response actions recommended will enable the LEA and the Designated Person(s) to effectively manage the existing ACBM.

This three-year reinspection report should be inserted in the current Management plan at the CPS Central Office, and one (1) copy should be kept at the school for use when planning any renovation and/or demolition activities in areas where ACBM has been identified. Also, periodic surveillance documentation and any summary reports from any response actions that are executed at the school should be used to update the Management Plan.

### **III. METHODOLOGY**

Tasks performed on-site included the following:

1. Review current management plan, identify HA(s) and extract appropriate information.
2. Examine and verify abatement records.
3. Touch and visually and physically reinspect and reassess the condition of all friable known or assumed ACBM.
4. Touch and visually and physically reinspect all non-friable known or assumed ACBM to determine whether these materials have become friable since the last inspection or periodic surveillance.
5. Identify any condition changes that may affect Hazard ranking of known ACBM or Assumed ACBM, as well as any HA(s) that have become friable since the last reinspection.
6. Collect bulk samples from each newly discovered friable HA or previously assumed and submit for laboratory analysis.
7. Tabulate reinspection findings and submit for management planner review and recommendations with appropriate response actions based on the AHERA Damage Category of the ACBM.
8. Submit reinspection findings and management planner recommendations to the LEA within thirty (30) days for inclusion into the management plan.

### **IV. ABATEMENT HISTORY**

The information collected from the existing management plan and inspection report(s) and from interviews with the school official revealed that the following asbestos abatement was conducted at the school since the previous Three year Reinspection.

Abatement Dates:

### **V. REASSESSMENTS AND RECOMMENDATIONS**

The reassessments and recommendations are summarized in Tables I and II on the following pages. Detailed Hazard Assessment Sheets and Drawings and Photos (if applicable) are included in Appendix A.

### **VI. CONCLUSIONS**

The Building Three-Year reinspection has been completed and response actions have been recommended for both friable and non-friable ACBM. A timely execution of the response actions recommended will enable the LEA and the Designated Person(s) to effectively manage the existing ACBM.

This three-year reinspection report should be inserted in the current Management plan at the CPS Central Office, and one (1) copy should be kept at the school for use when planning any renovation and/or demolition activities in areas where ACBM has been identified. Also, periodic surveillance documentation and any summary reports from any response actions that are executed at the school should be used to update the Management Plan.

### **III. METHODOLOGY**

Tasks performed on-site included the following:

1. Review current management plan, identify HA(s) and extract appropriate information.
2. Examine and verify abatement records.
3. Touch and visually and physically reinspect and reassess the condition of all friable known or assumed ACBM.
4. Touch and visually and physically reinspect all non-friable known or assumed ACBM to determine whether these materials have become friable since the last inspection or periodic surveillance.
5. Identify any condition changes that may affect Hazard ranking of known ACBM or Assumed ACBM, as well as any HA(s) that have become friable since the last reinspection.
6. Collect bulk samples from each newly discovered friable HA or previously assumed and submit for laboratory analysis.
7. Tabulate reinspection findings and submit for management planner review and recommendations with appropriate response actions based on the AHERA Damage Category of the ACBM.
8. Submit reinspection findings and management planner recommendations to the LEA within thirty (30) days for inclusion into the management plan.

### **IV. ABATEMENT HISTORY**

The information collected from the existing management plan and inspection report(s) and from interviews with the school official revealed that the following asbestos abatement was conducted at the school since the previous Three year Reinspection.

Abatement Dates:

### **V. REASSESSMENTS AND RECOMMENDATIONS**

The reassessments and recommendations are summarized in Tables I and II on the following pages. Detailed Hazard Assessment Sheets and Drawings and Photos (if applicable) are included in Appendix A.

### **VI. CONCLUSIONS**

The Building Three-Year reinspection has been completed and response actions have been recommended for both friable and non-friable ACBM. A timely execution of the response actions recommended will enable the LEA and the Designated Person(s) to effectively manage the existing ACBM.

This three-year reinspection report should be inserted in the current Management plan at the CPS Central Office, and one (1) copy should be kept at the school for use when planning any renovation and/or demolition activities in areas where ACBM has been identified. Also, periodic surveillance documentation and any summary reports from any response actions that are executed at the school should be used to update the Management Plan.

### **III. METHODOLOGY**

Tasks performed on-site included the following:

1. Review current management plan, identify HA(s) and extract appropriate information.
2. Examine and verify abatement records.
3. Touch and visually and physically reinspect and reassess the condition of all friable known or assumed ACBM.
4. Touch and visually and physically reinspect all non-friable known or assumed ACBM to determine whether these materials have become friable since the last inspection or periodic surveillance.
5. Identify any condition changes that may affect Hazard ranking of known ACBM or Assumed ACBM, as well as any HA(s) that have become friable since the last reinspection.
6. Collect bulk samples from each newly discovered friable HA or previously assumed and submit for laboratory analysis.
7. Tabulate reinspection findings and submit for management planner review and recommendations with appropriate response actions based on the AHERA Damage Category of the ACBM.
8. Submit reinspection findings and management planner recommendations to the LEA within thirty (30) days for inclusion into the management plan.

### **IV. ABATEMENT HISTORY**

The information collected from the existing management plan and inspection report(s) and from interviews with the school official revealed that the following asbestos abatement was conducted at the school since the previous Three year Reinspection.

Abatement Dates:

### **V. REASSESSMENTS AND RECOMMENDATIONS**

The reassessments and recommendations are summarized in Tables I and II on the following pages. Detailed Hazard Assessment Sheets and Drawings and Photos (if applicable) are included in Appendix A.

### **VI. CONCLUSIONS**

The Building Three-Year reinspection has been completed and response actions have been recommended for both friable and non-friable ACBM. A timely execution of the response actions recommended will enable the LEA and the Designated Person(s) to effectively manage the existing ACBM.

This three-year reinspection report should be inserted in the current Management plan at the CPS Central Office, and one (1) copy should be kept at the school for use when planning any renovation and/or demolition activities in areas where ACBM has been identified. Also, periodic surveillance documentation and any summary reports from any response actions that are executed at the school should be used to update the Management Plan.

### **III. METHODOLOGY**

Tasks performed on-site included the following:

1. Review current management plan, identify HA(s) and extract appropriate information.
2. Examine and verify abatement records.
3. Touch and visually and physically reinspect and reassess the condition of all friable known or assumed ACBM.
4. Touch and visually and physically reinspect all non-friable known or assumed ACBM to determine whether these materials have become friable since the last inspection or periodic surveillance.
5. Identify any condition changes that may affect Hazard ranking of known ACBM or Assumed ACBM, as well as any HA(s) that have become friable since the last reinspection.
6. Collect bulk samples from each newly discovered friable HA or previously assumed and submit for laboratory analysis.
7. Tabulate reinspection findings and submit for management planner review and recommendations with appropriate response actions based on the AHERA Damage Category of the ACBM.
8. Submit reinspection findings and management planner recommendations to the LEA within thirty (30) days for inclusion into the management plan.

### **IV. ABATEMENT HISTORY**

The information collected from the existing management plan and inspection report(s) and from interviews with the school official revealed that the following asbestos abatement was conducted at the school since the previous Three year Reinspection.

Abatement Dates:

### **V. REASSESSMENTS AND RECOMMENDATIONS**

The reassessments and recommendations are summarized in Tables I and II on the following pages. Detailed Hazard Assessment Sheets and Drawings and Photos (if applicable) are included in Appendix A.

### **VI. CONCLUSIONS**

The Building Three-Year reinspection has been completed and response actions have been recommended for both friable and non-friable ACBM. A timely execution of the response actions recommended will enable the LEA and the Designated Person(s) to effectively manage the existing ACBM.

This three-year reinspection report should be inserted in the current Management plan at the CPS Central Office, and one (1) copy should be kept at the school for use when planning any renovation and/or demolition activities in areas where ACBM has been identified. Also, periodic surveillance documentation and any summary reports from any response actions that are executed at the school should be used to update the Management Plan.



### **III. METHODOLOGY**

Tasks performed on-site included the following:

1. Review current management plan, identify HA(s) and extract appropriate information.
2. Examine and verify abatement records.
3. Touch and visually and physically reinspect and reassess the condition of all friable known or assumed ACBM.
4. Touch and visually and physically reinspect all non-friable known or assumed ACBM to determine whether these materials have become friable since the last inspection or periodic surveillance.
5. Identify any condition changes that may affect Hazard ranking of known ACBM or Assumed ACBM, as well as any HA(s) that have become friable since the last reinspection.
6. Collect bulk samples from each newly discovered friable HA or previously assumed and submit for laboratory analysis.
7. Tabulate reinspection findings and submit for management planner review and recommendations with appropriate response actions based on the AHERA Damage Category of the ACBM.
8. Submit reinspection findings and management planner recommendations to the LEA within thirty (30) days for inclusion into the management plan.

### **IV. ABATEMENT HISTORY**

The information collected from the existing management plan and inspection report(s) and from interviews with the school official revealed that the following asbestos abatement was conducted at the school since the previous Three year Reinspection.

Abatement Dates:

### **V. REASSESSMENTS AND RECOMMENDATIONS**

The reassessments and recommendations are summarized in Tables I and II on the following pages. Detailed Hazard Assessment Sheets and Drawings and Photos (if applicable) are included in Appendix A.

### **VI. CONCLUSIONS**

The Building Three-Year reinspection has been completed and response actions have been recommended for both friable and non-friable ACBM. A timely execution of the response actions recommended will enable the LEA and the Designated Person(s) to effectively manage the existing ACBM.

This three-year reinspection report should be inserted in the current Management plan at the CPS Central Office, and one (1) copy should be kept at the school for use when planning any renovation and/or demolition activities in areas where ACBM has been identified. Also, periodic surveillance documentation and any summary reports from any response actions that are executed at the school should be used to update the Management Plan.

### **III. METHODOLOGY**

Tasks performed on-site included the following:

1. Review current management plan, identify HA(s) and extract appropriate information.
2. Examine and verify abatement records.
3. Touch and visually and physically reinspect and reassess the condition of all friable known or assumed ACBM.
4. Touch and visually and physically reinspect all non-friable known or assumed ACBM to determine whether these materials have become friable since the last inspection or periodic surveillance.
5. Identify any condition changes that may affect Hazard ranking of known ACBM or Assumed ACBM, as well as any HA(s) that have become friable since the last reinspection.
6. Collect bulk samples from each newly discovered friable HA or previously assumed and submit for laboratory analysis.
7. Tabulate reinspection findings and submit for management planner review and recommendations with appropriate response actions based on the AHERA Damage Category of the ACBM.
8. Submit reinspection findings and management planner recommendations to the LEA within thirty (30) days for inclusion into the management plan.

### **IV. ABATEMENT HISTORY**

The information collected from the existing management plan and inspection report(s) and from interviews with the school official revealed that the following asbestos abatement was conducted at the school since the previous Three year Reinspection.

Abatement Dates:

### **V. REASSESSMENTS AND RECOMMENDATIONS**

The reassessments and recommendations are summarized in Tables I and II on the following pages. Detailed Hazard Assessment Sheets and Drawings and Photos (if applicable) are included in Appendix A.

### **VI. CONCLUSIONS**

The Building Three-Year reinspection has been completed and response actions have been recommended for both friable and non-friable ACBM. A timely execution of the response actions recommended will enable the LEA and the Designated Person(s) to effectively manage the existing ACBM.

This three-year reinspection report should be inserted in the current Management plan at the CPS Central Office, and one (1) copy should be kept at the school for use when planning any renovation and/or demolition activities in areas where ACBM has been identified. Also, periodic surveillance documentation and any summary reports from any response actions that are executed at the school should be used to update the Management Plan.

### **III. METHODOLOGY**

Tasks performed on-site included the following:

1. Review current management plan, identify HA(s) and extract appropriate information.
2. Examine and verify abatement records.
3. Touch and visually and physically reinspect and reassess the condition of all friable known or assumed ACBM.
4. Touch and visually and physically reinspect all non-friable known or assumed ACBM to determine whether these materials have become friable since the last inspection or periodic surveillance.
5. Identify any condition changes that may affect Hazard ranking of known ACBM or Assumed ACBM, as well as any HA(s) that have become friable since the last reinspection.
6. Collect bulk samples from each newly discovered friable HA or previously assumed and submit for laboratory analysis.
7. Tabulate reinspection findings and submit for management planner review and recommendations with appropriate response actions based on the AHERA Damage Category of the ACBM.
8. Submit reinspection findings and management planner recommendations to the LEA within thirty (30) days for inclusion into the management plan.

### **IV. ABATEMENT HISTORY**

The information collected from the existing management plan and inspection report(s) and from interviews with the school official revealed that the following asbestos abatement was conducted at the school since the previous Three year Reinspection.

Abatement Dates:

### **V. REASSESSMENTS AND RECOMMENDATIONS**

The reassessments and recommendations are summarized in Tables I and II on the following pages. Detailed Hazard Assessment Sheets and Drawings and Photos (if applicable) are included in Appendix A.

### **VI. CONCLUSIONS**

The Building Three-Year reinspection has been completed and response actions have been recommended for both friable and non-friable ACBM. A timely execution of the response actions recommended will enable the LEA and the Designated Person(s) to effectively manage the existing ACBM.

This three-year reinspection report should be inserted in the current Management plan at the CPS Central Office, and one (1) copy should be kept at the school for use when planning any renovation and/or demolition activities in areas where ACBM has been identified. Also, periodic surveillance documentation and any summary reports from any response actions that are executed at the school should be used to update the Management Plan.

### **III. METHODOLOGY**

Tasks performed on-site included the following:

1. Review current management plan, identify HA(s) and extract appropriate information.
2. Examine and verify abatement records.
3. Touch and visually and physically reinspect and reassess the condition of all friable known or assumed ACBM.
4. Touch and visually and physically reinspect all non-friable known or assumed ACBM to determine whether these materials have become friable since the last inspection or periodic surveillance.
5. Identify any condition changes that may affect Hazard ranking of known ACBM or Assumed ACBM, as well as any HA(s) that have become friable since the last reinspection.
6. Collect bulk samples from each newly discovered friable HA or previously assumed and submit for laboratory analysis.
7. Tabulate reinspection findings and submit for management planner review and recommendations with appropriate response actions based on the AHERA Damage Category of the ACBM.
8. Submit reinspection findings and management planner recommendations to the LEA within thirty (30) days for inclusion into the management plan.

### **IV. ABATEMENT HISTORY**

The information collected from the existing management plan and inspection report(s) and from interviews with the school official revealed that the following asbestos abatement was conducted at the school since the previous Three year Reinspection.

Abatement Dates:

### **V. REASSESSMENTS AND RECOMMENDATIONS**

The reassessments and recommendations are summarized in Tables I and II on the following pages. Detailed Hazard Assessment Sheets and Drawings and Photos (if applicable) are included in Appendix A.

### **VI. CONCLUSIONS**

The Building Three-Year reinspection has been completed and response actions have been recommended for both friable and non-friable ACBM. A timely execution of the response actions recommended will enable the LEA and the Designated Person(s) to effectively manage the existing ACBM.

This three-year reinspection report should be inserted in the current Management plan at the CPS Central Office, and one (1) copy should be kept at the school for use when planning any renovation and/or demolition activities in areas where ACBM has been identified. Also, periodic surveillance documentation and any summary reports from any response actions that are executed at the school should be used to update the Management Plan.

### **III. METHODOLOGY**

Tasks performed on-site included the following:

1. Review current management plan, identify HA(s) and extract appropriate information.
2. Examine and verify abatement records.
3. Touch and visually and physically reinspect and reassess the condition of all friable known or assumed ACBM.
4. Touch and visually and physically reinspect all non-friable known or assumed ACBM to determine whether these materials have become friable since the last inspection or periodic surveillance.
5. Identify any condition changes that may affect Hazard ranking of known ACBM or Assumed ACBM, as well as any HA(s) that have become friable since the last reinspection.
6. Collect bulk samples from each newly discovered friable HA or previously assumed and submit for laboratory analysis.
7. Tabulate reinspection findings and submit for management planner review and recommendations with appropriate response actions based on the AHERA Damage Category of the ACBM.
8. Submit reinspection findings and management planner recommendations to the LEA within thirty (30) days for inclusion into the management plan.

### **IV. ABATEMENT HISTORY**

The information collected from the existing management plan and inspection report(s) and from interviews with the school official revealed that the following asbestos abatement was conducted at the school since the previous Three year Reinspection.

Abatement Dates:

### **V. REASSESSMENTS AND RECOMMENDATIONS**

The reassessments and recommendations are summarized in Tables I and II on the following pages. Detailed Hazard Assessment Sheets and Drawings and Photos (if applicable) are included in Appendix A.

### **VI. CONCLUSIONS**

The Building Three-Year reinspection has been completed and response actions have been recommended for both friable and non-friable ACBM. A timely execution of the response actions recommended will enable the LEA and the Designated Person(s) to effectively manage the existing ACBM.

This three-year reinspection report should be inserted in the current Management plan at the CPS Central Office, and one (1) copy should be kept at the school for use when planning any renovation and/or demolition activities in areas where ACBM has been identified. Also, periodic surveillance documentation and any summary reports from any response actions that are executed at the school should be used to update the Management Plan.

### **III. METHODOLOGY**

Tasks performed on-site included the following:

1. Review current management plan, identify HA(s) and extract appropriate information.
2. Examine and verify abatement records.
3. Touch and visually and physically reinspect and reassess the condition of all friable known or assumed ACBM.
4. Touch and visually and physically reinspect all non-friable known or assumed ACBM to determine whether these materials have become friable since the last inspection or periodic surveillance.
5. Identify any condition changes that may affect Hazard ranking of known ACBM or Assumed ACBM, as well as any HA(s) that have become friable since the last reinspection.
6. Collect bulk samples from each newly discovered friable HA or previously assumed and submit for laboratory analysis.
7. Tabulate reinspection findings and submit for management planner review and recommendations with appropriate response actions based on the AHERA Damage Category of the ACBM.
8. Submit reinspection findings and management planner recommendations to the LEA within thirty (30) days for inclusion into the management plan.

### **IV. ABATEMENT HISTORY**

The information collected from the existing management plan and inspection report(s) and from interviews with the school official revealed that the following asbestos abatement was conducted at the school since the previous Three year Reinspection.

Abatement Dates:

### **V. REASSESSMENTS AND RECOMMENDATIONS**

The reassessments and recommendations are summarized in Tables I and II on the following pages. Detailed Hazard Assessment Sheets and Drawings and Photos (if applicable) are included in Appendix A.

### **VI. CONCLUSIONS**

The Building Three-Year reinspection has been completed and response actions have been recommended for both friable and non-friable ACBM. A timely execution of the response actions recommended will enable the LEA and the Designated Person(s) to effectively manage the existing ACBM.

This three-year reinspection report should be inserted in the current Management plan at the CPS Central Office, and one (1) copy should be kept at the school for use when planning any renovation and/or demolition activities in areas where ACBM has been identified. Also, periodic surveillance documentation and any summary reports from any response actions that are executed at the school should be used to update the Management Plan.

### **III. METHODOLOGY**

Tasks performed on-site included the following:

1. Review current management plan, identify HA(s) and extract appropriate information.
2. Examine and verify abatement records.
3. Touch and visually and physically reinspect and reassess the condition of all friable known or assumed ACBM.
4. Touch and visually and physically reinspect all non-friable known or assumed ACBM to determine whether these materials have become friable since the last inspection or periodic surveillance.
5. Identify any condition changes that may affect Hazard ranking of known ACBM or Assumed ACBM, as well as any HA(s) that have become friable since the last reinspection.
6. Collect bulk samples from each newly discovered friable HA or previously assumed and submit for laboratory analysis.
7. Tabulate reinspection findings and submit for management planner review and recommendations with appropriate response actions based on the AHERA Damage Category of the ACBM.
8. Submit reinspection findings and management planner recommendations to the LEA within thirty (30) days for inclusion into the management plan.

### **IV. ABATEMENT HISTORY**

The information collected from the existing management plan and inspection report(s) and from interviews with the school official revealed that the following asbestos abatement was conducted at the school since the previous Three year Reinspection.

Abatement Dates:

### **V. REASSESSMENTS AND RECOMMENDATIONS**

The reassessments and recommendations are summarized in Tables I and II on the following pages. Detailed Hazard Assessment Sheets and Drawings and Photos (if applicable) are included in Appendix A.

### **VI. CONCLUSIONS**

The Building Three-Year reinspection has been completed and response actions have been recommended for both friable and non-friable ACBM. A timely execution of the response actions recommended will enable the LEA and the Designated Person(s) to effectively manage the existing ACBM.

This three-year reinspection report should be inserted in the current Management plan at the CPS Central Office, and one (1) copy should be kept at the school for use when planning any renovation and/or demolition activities in areas where ACBM has been identified. Also, periodic surveillance documentation and any summary reports from any response actions that are executed at the school should be used to update the Management Plan.

### **III. METHODOLOGY**

Tasks performed on-site included the following:

1. Review current management plan, identify HA(s) and extract appropriate information.
2. Examine and verify abatement records.
3. Touch and visually and physically reinspect and reassess the condition of all friable known or assumed ACBM.
4. Touch and visually and physically reinspect all non-friable known or assumed ACBM to determine whether these materials have become friable since the last inspection or periodic surveillance.
5. Identify any condition changes that may affect Hazard ranking of known ACBM or Assumed ACBM, as well as any HA(s) that have become friable since the last reinspection.
6. Collect bulk samples from each newly discovered friable HA or previously assumed and submit for laboratory analysis.
7. Tabulate reinspection findings and submit for management planner review and recommendations with appropriate response actions based on the AHERA Damage Category of the ACBM.
8. Submit reinspection findings and management planner recommendations to the LEA within thirty (30) days for inclusion into the management plan.

### **IV. ABATEMENT HISTORY**

The information collected from the existing management plan and inspection report(s) and from interviews with the school official revealed that the following asbestos abatement was conducted at the school since the previous Three year Reinspection.

Abatement Dates:

### **V. REASSESSMENTS AND RECOMMENDATIONS**

The reassessments and recommendations are summarized in Tables I and II on the following pages. Detailed Hazard Assessment Sheets and Drawings and Photos (if applicable) are included in Appendix A.

### **VI. CONCLUSIONS**

The Building Three-Year reinspection has been completed and response actions have been recommended for both friable and non-friable ACBM. A timely execution of the response actions recommended will enable the LEA and the Designated Person(s) to effectively manage the existing ACBM.

This three-year reinspection report should be inserted in the current Management plan at the CPS Central Office, and one (1) copy should be kept at the school for use when planning any renovation and/or demolition activities in areas where ACBM has been identified. Also, periodic surveillance documentation and any summary reports from any response actions that are executed at the school should be used to update the Management Plan.



### **III. METHODOLOGY**

Tasks performed on-site included the following:

1. Review current management plan, identify HA(s) and extract appropriate information.
2. Examine and verify abatement records.
3. Touch and visually and physically reinspect and reassess the condition of all friable known or assumed ACBM.
4. Touch and visually and physically reinspect all non-friable known or assumed ACBM to determine whether these materials have become friable since the last inspection or periodic surveillance.
5. Identify any condition changes that may affect Hazard ranking of known ACBM or Assumed ACBM, as well as any HA(s) that have become friable since the last reinspection.
6. Collect bulk samples from each newly discovered friable HA or previously assumed and submit for laboratory analysis.
7. Tabulate reinspection findings and submit for management planner review and recommendations with appropriate response actions based on the AHERA Damage Category of the ACBM.
8. Submit reinspection findings and management planner recommendations to the LEA within thirty (30) days for inclusion into the management plan.

### **IV. ABATEMENT HISTORY**

The information collected from the existing management plan and inspection report(s) and from interviews with the school official revealed that the following asbestos abatement was conducted at the school since the previous Three year Reinspection.

Abatement Dates:

### **V. REASSESSMENTS AND RECOMMENDATIONS**

The reassessments and recommendations are summarized in Tables I and II on the following pages. Detailed Hazard Assessment Sheets and Drawings and Photos (if applicable) are included in Appendix A.

### **VI. CONCLUSIONS**

The Building Three-Year reinspection has been completed and response actions have been recommended for both friable and non-friable ACBM. A timely execution of the response actions recommended will enable the LEA and the Designated Person(s) to effectively manage the existing ACBM.

This three-year reinspection report should be inserted in the current Management plan at the CPS Central Office, and one (1) copy should be kept at the school for use when planning any renovation and/or demolition activities in areas where ACBM has been identified. Also, periodic surveillance documentation and any summary reports from any response actions that are executed at the school should be used to update the Management Plan.

### **III. METHODOLOGY**

Tasks performed on-site included the following:

1. Review current management plan, identify HA(s) and extract appropriate information.
2. Examine and verify abatement records.
3. Touch and visually and physically reinspect and reassess the condition of all friable known or assumed ACBM.
4. Touch and visually and physically reinspect all non-friable known or assumed ACBM to determine whether these materials have become friable since the last inspection or periodic surveillance.
5. Identify any condition changes that may affect Hazard ranking of known ACBM or Assumed ACBM, as well as any HA(s) that have become friable since the last reinspection.
6. Collect bulk samples from each newly discovered friable HA or previously assumed and submit for laboratory analysis.
7. Tabulate reinspection findings and submit for management planner review and recommendations with appropriate response actions based on the AHERA Damage Category of the ACBM.
8. Submit reinspection findings and management planner recommendations to the LEA within thirty (30) days for inclusion into the management plan.

### **IV. ABATEMENT HISTORY**

The information collected from the existing management plan and inspection report(s) and from interviews with the school official revealed that the following asbestos abatement was conducted at the school since the previous Three year Reinspection.

Abatement Dates:

### **V. REASSESSMENTS AND RECOMMENDATIONS**

The reassessments and recommendations are summarized in Tables I and II on the following pages. Detailed Hazard Assessment Sheets and Drawings and Photos (if applicable) are included in Appendix A.

### **VI. CONCLUSIONS**

The Building Three-Year reinspection has been completed and response actions have been recommended for both friable and non-friable ACBM. A timely execution of the response actions recommended will enable the LEA and the Designated Person(s) to effectively manage the existing ACBM.

This three-year reinspection report should be inserted in the current Management plan at the CPS Central Office, and one (1) copy should be kept at the school for use when planning any renovation and/or demolition activities in areas where ACBM has been identified. Also, periodic surveillance documentation and any summary reports from any response actions that are executed at the school should be used to update the Management Plan.

### **III. METHODOLOGY**

Tasks performed on-site included the following:

1. Review current management plan, identify HA(s) and extract appropriate information.
2. Examine and verify abatement records.
3. Touch and visually and physically reinspect and reassess the condition of all friable known or assumed ACBM.
4. Touch and visually and physically reinspect all non-friable known or assumed ACBM to determine whether these materials have become friable since the last inspection or periodic surveillance.
5. Identify any condition changes that may affect Hazard ranking of known ACBM or Assumed ACBM, as well as any HA(s) that have become friable since the last reinspection.
6. Collect bulk samples from each newly discovered friable HA or previously assumed and submit for laboratory analysis.
7. Tabulate reinspection findings and submit for management planner review and recommendations with appropriate response actions based on the AHERA Damage Category of the ACBM.
8. Submit reinspection findings and management planner recommendations to the LEA within thirty (30) days for inclusion into the management plan.

### **IV. ABATEMENT HISTORY**

The information collected from the existing management plan and inspection report(s) and from interviews with the school official revealed that the following asbestos abatement was conducted at the school since the previous Three year Reinspection.

Abatement Dates:

### **V. REASSESSMENTS AND RECOMMENDATIONS**

The reassessments and recommendations are summarized in Tables I and II on the following pages. Detailed Hazard Assessment Sheets and Drawings and Photos (if applicable) are included in Appendix A.

### **VI. CONCLUSIONS**

The Building Three-Year reinspection has been completed and response actions have been recommended for both friable and non-friable ACBM. A timely execution of the response actions recommended will enable the LEA and the Designated Person(s) to effectively manage the existing ACBM.

This three-year reinspection report should be inserted in the current Management plan at the CPS Central Office, and one (1) copy should be kept at the school for use when planning any renovation and/or demolition activities in areas where ACBM has been identified. Also, periodic surveillance documentation and any summary reports from any response actions that are executed at the school should be used to update the Management Plan.

### **III. METHODOLOGY**

Tasks performed on-site included the following:

1. Review current management plan, identify HA(s) and extract appropriate information.
2. Examine and verify abatement records.
3. Touch and visually and physically reinspect and reassess the condition of all friable known or assumed ACBM.
4. Touch and visually and physically reinspect all non-friable known or assumed ACBM to determine whether these materials have become friable since the last inspection or periodic surveillance.
5. Identify any condition changes that may affect Hazard ranking of known ACBM or Assumed ACBM, as well as any HA(s) that have become friable since the last reinspection.
6. Collect bulk samples from each newly discovered friable HA or previously assumed and submit for laboratory analysis.
7. Tabulate reinspection findings and submit for management planner review and recommendations with appropriate response actions based on the AHERA Damage Category of the ACBM.
8. Submit reinspection findings and management planner recommendations to the LEA within thirty (30) days for inclusion into the management plan.

### **IV. ABATEMENT HISTORY**

The information collected from the existing management plan and inspection report(s) and from interviews with the school official revealed that the following asbestos abatement was conducted at the school since the previous Three year Reinspection.

Abatement Dates:

### **V. REASSESSMENTS AND RECOMMENDATIONS**

The reassessments and recommendations are summarized in Tables I and II on the following pages. Detailed Hazard Assessment Sheets and Drawings and Photos (if applicable) are included in Appendix A.

### **VI. CONCLUSIONS**

The Building Three-Year reinspection has been completed and response actions have been recommended for both friable and non-friable ACBM. A timely execution of the response actions recommended will enable the LEA and the Designated Person(s) to effectively manage the existing ACBM.

This three-year reinspection report should be inserted in the current Management plan at the CPS Central Office, and one (1) copy should be kept at the school for use when planning any renovation and/or demolition activities in areas where ACBM has been identified. Also, periodic surveillance documentation and any summary reports from any response actions that are executed at the school should be used to update the Management Plan.

### **III. METHODOLOGY**

Tasks performed on-site included the following:

1. Review current management plan, identify HA(s) and extract appropriate information.
2. Examine and verify abatement records.
3. Touch and visually and physically reinspect and reassess the condition of all friable known or assumed ACBM.
4. Touch and visually and physically reinspect all non-friable known or assumed ACBM to determine whether these materials have become friable since the last inspection or periodic surveillance.
5. Identify any condition changes that may affect Hazard ranking of known ACBM or Assumed ACBM, as well as any HA(s) that have become friable since the last reinspection.
6. Collect bulk samples from each newly discovered friable HA or previously assumed and submit for laboratory analysis.
7. Tabulate reinspection findings and submit for management planner review and recommendations with appropriate response actions based on the AHERA Damage Category of the ACBM.
8. Submit reinspection findings and management planner recommendations to the LEA within thirty (30) days for inclusion into the management plan.

### **IV. ABATEMENT HISTORY**

The information collected from the existing management plan and inspection report(s) and from interviews with the school official revealed that the following asbestos abatement was conducted at the school since the previous Three year Reinspection.

Abatement Dates:

### **V. REASSESSMENTS AND RECOMMENDATIONS**

The reassessments and recommendations are summarized in Tables I and II on the following pages. Detailed Hazard Assessment Sheets and Drawings and Photos (if applicable) are included in Appendix A.

### **VI. CONCLUSIONS**

The Building Three-Year reinspection has been completed and response actions have been recommended for both friable and non-friable ACBM. A timely execution of the response actions recommended will enable the LEA and the Designated Person(s) to effectively manage the existing ACBM.

This three-year reinspection report should be inserted in the current Management plan at the CPS Central Office, and one (1) copy should be kept at the school for use when planning any renovation and/or demolition activities in areas where ACBM has been identified. Also, periodic surveillance documentation and any summary reports from any response actions that are executed at the school should be used to update the Management Plan.

### **III. METHODOLOGY**

Tasks performed on-site included the following:

1. Review current management plan, identify HA(s) and extract appropriate information.
2. Examine and verify abatement records.
3. Touch and visually and physically reinspect and reassess the condition of all friable known or assumed ACBM.
4. Touch and visually and physically reinspect all non-friable known or assumed ACBM to determine whether these materials have become friable since the last inspection or periodic surveillance.
5. Identify any condition changes that may affect Hazard ranking of known ACBM or Assumed ACBM, as well as any HA(s) that have become friable since the last reinspection.
6. Collect bulk samples from each newly discovered friable HA or previously assumed and submit for laboratory analysis.
7. Tabulate reinspection findings and submit for management planner review and recommendations with appropriate response actions based on the AHERA Damage Category of the ACBM.
8. Submit reinspection findings and management planner recommendations to the LEA within thirty (30) days for inclusion into the management plan.

### **IV. ABATEMENT HISTORY**

The information collected from the existing management plan and inspection report(s) and from interviews with the school official revealed that the following asbestos abatement was conducted at the school since the previous Three year Reinspection.

Abatement Dates:

### **V. REASSESSMENTS AND RECOMMENDATIONS**

The reassessments and recommendations are summarized in Tables I and II on the following pages. Detailed Hazard Assessment Sheets and Drawings and Photos (if applicable) are included in Appendix A.

### **VI. CONCLUSIONS**

The Building Three-Year reinspection has been completed and response actions have been recommended for both friable and non-friable ACBM. A timely execution of the response actions recommended will enable the LEA and the Designated Person(s) to effectively manage the existing ACBM.

This three-year reinspection report should be inserted in the current Management plan at the CPS Central Office, and one (1) copy should be kept at the school for use when planning any renovation and/or demolition activities in areas where ACBM has been identified. Also, periodic surveillance documentation and any summary reports from any response actions that are executed at the school should be used to update the Management Plan.

### **III. METHODOLOGY**

Tasks performed on-site included the following:

1. Review current management plan, identify HA(s) and extract appropriate information.
2. Examine and verify abatement records.
3. Touch and visually and physically reinspect and reassess the condition of all friable known or assumed ACBM.
4. Touch and visually and physically reinspect all non-friable known or assumed ACBM to determine whether these materials have become friable since the last inspection or periodic surveillance.
5. Identify any condition changes that may affect Hazard ranking of known ACBM or Assumed ACBM, as well as any HA(s) that have become friable since the last reinspection.
6. Collect bulk samples from each newly discovered friable HA or previously assumed and submit for laboratory analysis.
7. Tabulate reinspection findings and submit for management planner review and recommendations with appropriate response actions based on the AHERA Damage Category of the ACBM.
8. Submit reinspection findings and management planner recommendations to the LEA within thirty (30) days for inclusion into the management plan.

### **IV. ABATEMENT HISTORY**

The information collected from the existing management plan and inspection report(s) and from interviews with the school official revealed that the following asbestos abatement was conducted at the school since the previous Three year Reinspection.

Abatement Dates:

### **V. REASSESSMENTS AND RECOMMENDATIONS**

The reassessments and recommendations are summarized in Tables I and II on the following pages. Detailed Hazard Assessment Sheets and Drawings and Photos (if applicable) are included in Appendix A.

### **VI. CONCLUSIONS**

The Building Three-Year reinspection has been completed and response actions have been recommended for both friable and non-friable ACBM. A timely execution of the response actions recommended will enable the LEA and the Designated Person(s) to effectively manage the existing ACBM.

This three-year reinspection report should be inserted in the current Management plan at the CPS Central Office, and one (1) copy should be kept at the school for use when planning any renovation and/or demolition activities in areas where ACBM has been identified. Also, periodic surveillance documentation and any summary reports from any response actions that are executed at the school should be used to update the Management Plan.

### **III. METHODOLOGY**

Tasks performed on-site included the following:

1. Review current management plan, identify HA(s) and extract appropriate information.
2. Examine and verify abatement records.
3. Touch and visually and physically reinspect and reassess the condition of all friable known or assumed ACBM.
4. Touch and visually and physically reinspect all non-friable known or assumed ACBM to determine whether these materials have become friable since the last inspection or periodic surveillance.
5. Identify any condition changes that may affect Hazard ranking of known ACBM or Assumed ACBM, as well as any HA(s) that have become friable since the last reinspection.
6. Collect bulk samples from each newly discovered friable HA or previously assumed and submit for laboratory analysis.
7. Tabulate reinspection findings and submit for management planner review and recommendations with appropriate response actions based on the AHERA Damage Category of the ACBM.
8. Submit reinspection findings and management planner recommendations to the LEA within thirty (30) days for inclusion into the management plan.

### **IV. ABATEMENT HISTORY**

The information collected from the existing management plan and inspection report(s) and from interviews with the school official revealed that the following asbestos abatement was conducted at the school since the previous Three year Reinspection.

Abatement Dates:

### **V. REASSESSMENTS AND RECOMMENDATIONS**

The reassessments and recommendations are summarized in Tables I and II on the following pages. Detailed Hazard Assessment Sheets and Drawings and Photos (if applicable) are included in Appendix A.

### **VI. CONCLUSIONS**

The Building Three-Year reinspection has been completed and response actions have been recommended for both friable and non-friable ACBM. A timely execution of the response actions recommended will enable the LEA and the Designated Person(s) to effectively manage the existing ACBM.

This three-year reinspection report should be inserted in the current Management plan at the CPS Central Office, and one (1) copy should be kept at the school for use when planning any renovation and/or demolition activities in areas where ACBM has been identified. Also, periodic surveillance documentation and any summary reports from any response actions that are executed at the school should be used to update the Management Plan.



### **III. METHODOLOGY**

Tasks performed on-site included the following:

1. Review current management plan, identify HA(s) and extract appropriate information.
2. Examine and verify abatement records.
3. Touch and visually and physically reinspect and reassess the condition of all friable known or assumed ACBM.
4. Touch and visually and physically reinspect all non-friable known or assumed ACBM to determine whether these materials have become friable since the last inspection or periodic surveillance.
5. Identify any condition changes that may affect Hazard ranking of known ACBM or Assumed ACBM, as well as any HA(s) that have become friable since the last reinspection.
6. Collect bulk samples from each newly discovered friable HA or previously assumed and submit for laboratory analysis.
7. Tabulate reinspection findings and submit for management planner review and recommendations with appropriate response actions based on the AHERA Damage Category of the ACBM.
8. Submit reinspection findings and management planner recommendations to the LEA within thirty (30) days for inclusion into the management plan.

### **IV. ABATEMENT HISTORY**

The information collected from the existing management plan and inspection report(s) and from interviews with the school official revealed that the following asbestos abatement was conducted at the school since the previous Three year Reinspection.

Abatement Dates:

### **V. REASSESSMENTS AND RECOMMENDATIONS**

The reassessments and recommendations are summarized in Tables I and II on the following pages. Detailed Hazard Assessment Sheets and Drawings and Photos (if applicable) are included in Appendix A.

### **VI. CONCLUSIONS**

The Building Three-Year reinspection has been completed and response actions have been recommended for both friable and non-friable ACBM. A timely execution of the response actions recommended will enable the LEA and the Designated Person(s) to effectively manage the existing ACBM.

This three-year reinspection report should be inserted in the current Management plan at the CPS Central Office, and one (1) copy should be kept at the school for use when planning any renovation and/or demolition activities in areas where ACBM has been identified. Also, periodic surveillance documentation and any summary reports from any response actions that are executed at the school should be used to update the Management Plan.

### **III. METHODOLOGY**

Tasks performed on-site included the following:

1. Review current management plan, identify HA(s) and extract appropriate information.
2. Examine and verify abatement records.
3. Touch and visually and physically reinspect and reassess the condition of all friable known or assumed ACBM.
4. Touch and visually and physically reinspect all non-friable known or assumed ACBM to determine whether these materials have become friable since the last inspection or periodic surveillance.
5. Identify any condition changes that may affect Hazard ranking of known ACBM or Assumed ACBM, as well as any HA(s) that have become friable since the last reinspection.
6. Collect bulk samples from each newly discovered friable HA or previously assumed and submit for laboratory analysis.
7. Tabulate reinspection findings and submit for management planner review and recommendations with appropriate response actions based on the AHERA Damage Category of the ACBM.
8. Submit reinspection findings and management planner recommendations to the LEA within thirty (30) days for inclusion into the management plan.

### **IV. ABATEMENT HISTORY**

The information collected from the existing management plan and inspection report(s) and from interviews with the school official revealed that the following asbestos abatement was conducted at the school since the previous Three year Reinspection.

Abatement Dates:

### **V. REASSESSMENTS AND RECOMMENDATIONS**

The reassessments and recommendations are summarized in Tables I and II on the following pages. Detailed Hazard Assessment Sheets and Drawings and Photos (if applicable) are included in Appendix A.

### **VI. CONCLUSIONS**

The Building Three-Year reinspection has been completed and response actions have been recommended for both friable and non-friable ACBM. A timely execution of the response actions recommended will enable the LEA and the Designated Person(s) to effectively manage the existing ACBM.

This three-year reinspection report should be inserted in the current Management plan at the CPS Central Office, and one (1) copy should be kept at the school for use when planning any renovation and/or demolition activities in areas where ACBM has been identified. Also, periodic surveillance documentation and any summary reports from any response actions that are executed at the school should be used to update the Management Plan.

### **III. METHODOLOGY**

Tasks performed on-site included the following:

1. Review current management plan, identify HA(s) and extract appropriate information.
2. Examine and verify abatement records.
3. Touch and visually and physically reinspect and reassess the condition of all friable known or assumed ACBM.
4. Touch and visually and physically reinspect all non-friable known or assumed ACBM to determine whether these materials have become friable since the last inspection or periodic surveillance.
5. Identify any condition changes that may affect Hazard ranking of known ACBM or Assumed ACBM, as well as any HA(s) that have become friable since the last reinspection.
6. Collect bulk samples from each newly discovered friable HA or previously assumed and submit for laboratory analysis.
7. Tabulate reinspection findings and submit for management planner review and recommendations with appropriate response actions based on the AHERA Damage Category of the ACBM.
8. Submit reinspection findings and management planner recommendations to the LEA within thirty (30) days for inclusion into the management plan.

### **IV. ABATEMENT HISTORY**

The information collected from the existing management plan and inspection report(s) and from interviews with the school official revealed that the following asbestos abatement was conducted at the school since the previous Three year Reinspection.

Abatement Dates:

### **V. REASSESSMENTS AND RECOMMENDATIONS**

The reassessments and recommendations are summarized in Tables I and II on the following pages. Detailed Hazard Assessment Sheets and Drawings and Photos (if applicable) are included in Appendix A.

### **VI. CONCLUSIONS**

The Building Three-Year reinspection has been completed and response actions have been recommended for both friable and non-friable ACBM. A timely execution of the response actions recommended will enable the LEA and the Designated Person(s) to effectively manage the existing ACBM.

This three-year reinspection report should be inserted in the current Management plan at the CPS Central Office, and one (1) copy should be kept at the school for use when planning any renovation and/or demolition activities in areas where ACBM has been identified. Also, periodic surveillance documentation and any summary reports from any response actions that are executed at the school should be used to update the Management Plan.

### **III. METHODOLOGY**

Tasks performed on-site included the following:

1. Review current management plan, identify HA(s) and extract appropriate information.
2. Examine and verify abatement records.
3. Touch and visually and physically reinspect and reassess the condition of all friable known or assumed ACBM.
4. Touch and visually and physically reinspect all non-friable known or assumed ACBM to determine whether these materials have become friable since the last inspection or periodic surveillance.
5. Identify any condition changes that may affect Hazard ranking of known ACBM or Assumed ACBM, as well as any HA(s) that have become friable since the last reinspection.
6. Collect bulk samples from each newly discovered friable HA or previously assumed and submit for laboratory analysis.
7. Tabulate reinspection findings and submit for management planner review and recommendations with appropriate response actions based on the AHERA Damage Category of the ACBM.
8. Submit reinspection findings and management planner recommendations to the LEA within thirty (30) days for inclusion into the management plan.

### **IV. ABATEMENT HISTORY**

The information collected from the existing management plan and inspection report(s) and from interviews with the school official revealed that the following asbestos abatement was conducted at the school since the previous Three year Reinspection.

Abatement Dates:

### **V. REASSESSMENTS AND RECOMMENDATIONS**

The reassessments and recommendations are summarized in Tables I and II on the following pages. Detailed Hazard Assessment Sheets and Drawings and Photos (if applicable) are included in Appendix A.

### **VI. CONCLUSIONS**

The Building Three-Year reinspection has been completed and response actions have been recommended for both friable and non-friable ACBM. A timely execution of the response actions recommended will enable the LEA and the Designated Person(s) to effectively manage the existing ACBM.

This three-year reinspection report should be inserted in the current Management plan at the CPS Central Office, and one (1) copy should be kept at the school for use when planning any renovation and/or demolition activities in areas where ACBM has been identified. Also, periodic surveillance documentation and any summary reports from any response actions that are executed at the school should be used to update the Management Plan.

### **III. METHODOLOGY**

Tasks performed on-site included the following:

1. Review current management plan, identify HA(s) and extract appropriate information.
2. Examine and verify abatement records.
3. Touch and visually and physically reinspect and reassess the condition of all friable known or assumed ACBM.
4. Touch and visually and physically reinspect all non-friable known or assumed ACBM to determine whether these materials have become friable since the last inspection or periodic surveillance.
5. Identify any condition changes that may affect Hazard ranking of known ACBM or Assumed ACBM, as well as any HA(s) that have become friable since the last reinspection.
6. Collect bulk samples from each newly discovered friable HA or previously assumed and submit for laboratory analysis.
7. Tabulate reinspection findings and submit for management planner review and recommendations with appropriate response actions based on the AHERA Damage Category of the ACBM.
8. Submit reinspection findings and management planner recommendations to the LEA within thirty (30) days for inclusion into the management plan.

### **IV. ABATEMENT HISTORY**

The information collected from the existing management plan and inspection report(s) and from interviews with the school official revealed that the following asbestos abatement was conducted at the school since the previous Three year Reinspection.

Abatement Dates:

### **V. REASSESSMENTS AND RECOMMENDATIONS**

The reassessments and recommendations are summarized in Tables I and II on the following pages. Detailed Hazard Assessment Sheets and Drawings and Photos (if applicable) are included in Appendix A.

### **VI. CONCLUSIONS**

The Building Three-Year reinspection has been completed and response actions have been recommended for both friable and non-friable ACBM. A timely execution of the response actions recommended will enable the LEA and the Designated Person(s) to effectively manage the existing ACBM.

This three-year reinspection report should be inserted in the current Management plan at the CPS Central Office, and one (1) copy should be kept at the school for use when planning any renovation and/or demolition activities in areas where ACBM has been identified. Also, periodic surveillance documentation and any summary reports from any response actions that are executed at the school should be used to update the Management Plan.

### **III. METHODOLOGY**

Tasks performed on-site included the following:

1. Review current management plan, identify HA(s) and extract appropriate information.
2. Examine and verify abatement records.
3. Touch and visually and physically reinspect and reassess the condition of all friable known or assumed ACBM.
4. Touch and visually and physically reinspect all non-friable known or assumed ACBM to determine whether these materials have become friable since the last inspection or periodic surveillance.
5. Identify any condition changes that may affect Hazard ranking of known ACBM or Assumed ACBM, as well as any HA(s) that have become friable since the last reinspection.
6. Collect bulk samples from each newly discovered friable HA or previously assumed and submit for laboratory analysis.
7. Tabulate reinspection findings and submit for management planner review and recommendations with appropriate response actions based on the AHERA Damage Category of the ACBM.
8. Submit reinspection findings and management planner recommendations to the LEA within thirty (30) days for inclusion into the management plan.

### **IV. ABATEMENT HISTORY**

The information collected from the existing management plan and inspection report(s) and from interviews with the school official revealed that the following asbestos abatement was conducted at the school since the previous Three year Reinspection.

Abatement Dates:

### **V. REASSESSMENTS AND RECOMMENDATIONS**

The reassessments and recommendations are summarized in Tables I and II on the following pages. Detailed Hazard Assessment Sheets and Drawings and Photos (if applicable) are included in Appendix A.

### **VI. CONCLUSIONS**

The Building Three-Year reinspection has been completed and response actions have been recommended for both friable and non-friable ACBM. A timely execution of the response actions recommended will enable the LEA and the Designated Person(s) to effectively manage the existing ACBM.

This three-year reinspection report should be inserted in the current Management plan at the CPS Central Office, and one (1) copy should be kept at the school for use when planning any renovation and/or demolition activities in areas where ACBM has been identified. Also, periodic surveillance documentation and any summary reports from any response actions that are executed at the school should be used to update the Management Plan.

### **III. METHODOLOGY**

Tasks performed on-site included the following:

1. Review current management plan, identify HA(s) and extract appropriate information.
2. Examine and verify abatement records.
3. Touch and visually and physically reinspect and reassess the condition of all friable known or assumed ACBM.
4. Touch and visually and physically reinspect all non-friable known or assumed ACBM to determine whether these materials have become friable since the last inspection or periodic surveillance.
5. Identify any condition changes that may affect Hazard ranking of known ACBM or Assumed ACBM, as well as any HA(s) that have become friable since the last reinspection.
6. Collect bulk samples from each newly discovered friable HA or previously assumed and submit for laboratory analysis.
7. Tabulate reinspection findings and submit for management planner review and recommendations with appropriate response actions based on the AHERA Damage Category of the ACBM.
8. Submit reinspection findings and management planner recommendations to the LEA within thirty (30) days for inclusion into the management plan.

### **IV. ABATEMENT HISTORY**

The information collected from the existing management plan and inspection report(s) and from interviews with the school official revealed that the following asbestos abatement was conducted at the school since the previous Three year Reinspection.

Abatement Dates:

### **V. REASSESSMENTS AND RECOMMENDATIONS**

The reassessments and recommendations are summarized in Tables I and II on the following pages. Detailed Hazard Assessment Sheets and Drawings and Photos (if applicable) are included in Appendix A.

### **VI. CONCLUSIONS**

The Building Three-Year reinspection has been completed and response actions have been recommended for both friable and non-friable ACBM. A timely execution of the response actions recommended will enable the LEA and the Designated Person(s) to effectively manage the existing ACBM.

This three-year reinspection report should be inserted in the current Management plan at the CPS Central Office, and one (1) copy should be kept at the school for use when planning any renovation and/or demolition activities in areas where ACBM has been identified. Also, periodic surveillance documentation and any summary reports from any response actions that are executed at the school should be used to update the Management Plan.

### **III. METHODOLOGY**

Tasks performed on-site included the following:

1. Review current management plan, identify HA(s) and extract appropriate information.
2. Examine and verify abatement records.
3. Touch and visually and physically reinspect and reassess the condition of all friable known or assumed ACBM.
4. Touch and visually and physically reinspect all non-friable known or assumed ACBM to determine whether these materials have become friable since the last inspection or periodic surveillance.
5. Identify any condition changes that may affect Hazard ranking of known ACBM or Assumed ACBM, as well as any HA(s) that have become friable since the last reinspection.
6. Collect bulk samples from each newly discovered friable HA or previously assumed and submit for laboratory analysis.
7. Tabulate reinspection findings and submit for management planner review and recommendations with appropriate response actions based on the AHERA Damage Category of the ACBM.
8. Submit reinspection findings and management planner recommendations to the LEA within thirty (30) days for inclusion into the management plan.

### **IV. ABATEMENT HISTORY**

The information collected from the existing management plan and inspection report(s) and from interviews with the school official revealed that the following asbestos abatement was conducted at the school since the previous Three year Reinspection.

Abatement Dates:

### **V. REASSESSMENTS AND RECOMMENDATIONS**

The reassessments and recommendations are summarized in Tables I and II on the following pages. Detailed Hazard Assessment Sheets and Drawings and Photos (if applicable) are included in Appendix A.

### **VI. CONCLUSIONS**

The Building Three-Year reinspection has been completed and response actions have been recommended for both friable and non-friable ACBM. A timely execution of the response actions recommended will enable the LEA and the Designated Person(s) to effectively manage the existing ACBM.

This three-year reinspection report should be inserted in the current Management plan at the CPS Central Office, and one (1) copy should be kept at the school for use when planning any renovation and/or demolition activities in areas where ACBM has been identified. Also, periodic surveillance documentation and any summary reports from any response actions that are executed at the school should be used to update the Management Plan.



### **III. METHODOLOGY**

Tasks performed on-site included the following:

1. Review current management plan, identify HA(s) and extract appropriate information.
2. Examine and verify abatement records.
3. Touch and visually and physically reinspect and reassess the condition of all friable known or assumed ACBM.
4. Touch and visually and physically reinspect all non-friable known or assumed ACBM to determine whether these materials have become friable since the last inspection or periodic surveillance.
5. Identify any condition changes that may affect Hazard ranking of known ACBM or Assumed ACBM, as well as any HA(s) that have become friable since the last reinspection.
6. Collect bulk samples from each newly discovered friable HA or previously assumed and submit for laboratory analysis.
7. Tabulate reinspection findings and submit for management planner review and recommendations with appropriate response actions based on the AHERA Damage Category of the ACBM.
8. Submit reinspection findings and management planner recommendations to the LEA within thirty (30) days for inclusion into the management plan.

### **IV. ABATEMENT HISTORY**

The information collected from the existing management plan and inspection report(s) and from interviews with the school official revealed that the following asbestos abatement was conducted at the school since the previous Three year Reinspection.

Abatement Dates:

### **V. REASSESSMENTS AND RECOMMENDATIONS**

The reassessments and recommendations are summarized in Tables I and II on the following pages. Detailed Hazard Assessment Sheets and Drawings and Photos (if applicable) are included in Appendix A.

### **VI. CONCLUSIONS**

The Building Three-Year reinspection has been completed and response actions have been recommended for both friable and non-friable ACBM. A timely execution of the response actions recommended will enable the LEA and the Designated Person(s) to effectively manage the existing ACBM.

This three-year reinspection report should be inserted in the current Management plan at the CPS Central Office, and one (1) copy should be kept at the school for use when planning any renovation and/or demolition activities in areas where ACBM has been identified. Also, periodic surveillance documentation and any summary reports from any response actions that are executed at the school should be used to update the Management Plan.

### **III. METHODOLOGY**

Tasks performed on-site included the following:

1. Review current management plan, identify HA(s) and extract appropriate information.
2. Examine and verify abatement records.
3. Touch and visually and physically reinspect and reassess the condition of all friable known or assumed ACBM.
4. Touch and visually and physically reinspect all non-friable known or assumed ACBM to determine whether these materials have become friable since the last inspection or periodic surveillance.
5. Identify any condition changes that may affect Hazard ranking of known ACBM or Assumed ACBM, as well as any HA(s) that have become friable since the last reinspection.
6. Collect bulk samples from each newly discovered friable HA or previously assumed and submit for laboratory analysis.
7. Tabulate reinspection findings and submit for management planner review and recommendations with appropriate response actions based on the AHERA Damage Category of the ACBM.
8. Submit reinspection findings and management planner recommendations to the LEA within thirty (30) days for inclusion into the management plan.

### **IV. ABATEMENT HISTORY**

The information collected from the existing management plan and inspection report(s) and from interviews with the school official revealed that the following asbestos abatement was conducted at the school since the previous Three year Reinspection.

Abatement Dates:

### **V. REASSESSMENTS AND RECOMMENDATIONS**

The reassessments and recommendations are summarized in Tables I and II on the following pages. Detailed Hazard Assessment Sheets and Drawings and Photos (if applicable) are included in Appendix A.

### **VI. CONCLUSIONS**

The Building Three-Year reinspection has been completed and response actions have been recommended for both friable and non-friable ACBM. A timely execution of the response actions recommended will enable the LEA and the Designated Person(s) to effectively manage the existing ACBM.

This three-year reinspection report should be inserted in the current Management plan at the CPS Central Office, and one (1) copy should be kept at the school for use when planning any renovation and/or demolition activities in areas where ACBM has been identified. Also, periodic surveillance documentation and any summary reports from any response actions that are executed at the school should be used to update the Management Plan.

### **III. METHODOLOGY**

Tasks performed on-site included the following:

1. Review current management plan, identify HA(s) and extract appropriate information.
2. Examine and verify abatement records.
3. Touch and visually and physically reinspect and reassess the condition of all friable known or assumed ACBM.
4. Touch and visually and physically reinspect all non-friable known or assumed ACBM to determine whether these materials have become friable since the last inspection or periodic surveillance.
5. Identify any condition changes that may affect Hazard ranking of known ACBM or Assumed ACBM, as well as any HA(s) that have become friable since the last reinspection.
6. Collect bulk samples from each newly discovered friable HA or previously assumed and submit for laboratory analysis.
7. Tabulate reinspection findings and submit for management planner review and recommendations with appropriate response actions based on the AHERA Damage Category of the ACBM.
8. Submit reinspection findings and management planner recommendations to the LEA within thirty (30) days for inclusion into the management plan.

### **IV. ABATEMENT HISTORY**

The information collected from the existing management plan and inspection report(s) and from interviews with the school official revealed that the following asbestos abatement was conducted at the school since the previous Three year Reinspection.

Abatement Dates:

### **V. REASSESSMENTS AND RECOMMENDATIONS**

The reassessments and recommendations are summarized in Tables I and II on the following pages. Detailed Hazard Assessment Sheets and Drawings and Photos (if applicable) are included in Appendix A.

### **VI. CONCLUSIONS**

The Building Three-Year reinspection has been completed and response actions have been recommended for both friable and non-friable ACBM. A timely execution of the response actions recommended will enable the LEA and the Designated Person(s) to effectively manage the existing ACBM.

This three-year reinspection report should be inserted in the current Management plan at the CPS Central Office, and one (1) copy should be kept at the school for use when planning any renovation and/or demolition activities in areas where ACBM has been identified. Also, periodic surveillance documentation and any summary reports from any response actions that are executed at the school should be used to update the Management Plan.

### **III. METHODOLOGY**

Tasks performed on-site included the following:

1. Review current management plan, identify HA(s) and extract appropriate information.
2. Examine and verify abatement records.
3. Touch and visually and physically reinspect and reassess the condition of all friable known or assumed ACBM.
4. Touch and visually and physically reinspect all non-friable known or assumed ACBM to determine whether these materials have become friable since the last inspection or periodic surveillance.
5. Identify any condition changes that may affect Hazard ranking of known ACBM or Assumed ACBM, as well as any HA(s) that have become friable since the last reinspection.
6. Collect bulk samples from each newly discovered friable HA or previously assumed and submit for laboratory analysis.
7. Tabulate reinspection findings and submit for management planner review and recommendations with appropriate response actions based on the AHERA Damage Category of the ACBM.
8. Submit reinspection findings and management planner recommendations to the LEA within thirty (30) days for inclusion into the management plan.

### **IV. ABATEMENT HISTORY**

The information collected from the existing management plan and inspection report(s) and from interviews with the school official revealed that the following asbestos abatement was conducted at the school since the previous Three year Reinspection.

Abatement Dates:

### **V. REASSESSMENTS AND RECOMMENDATIONS**

The reassessments and recommendations are summarized in Tables I and II on the following pages. Detailed Hazard Assessment Sheets and Drawings and Photos (if applicable) are included in Appendix A.

### **VI. CONCLUSIONS**

The Building Three-Year reinspection has been completed and response actions have been recommended for both friable and non-friable ACBM. A timely execution of the response actions recommended will enable the LEA and the Designated Person(s) to effectively manage the existing ACBM.

This three-year reinspection report should be inserted in the current Management plan at the CPS Central Office, and one (1) copy should be kept at the school for use when planning any renovation and/or demolition activities in areas where ACBM has been identified. Also, periodic surveillance documentation and any summary reports from any response actions that are executed at the school should be used to update the Management Plan.

### **III. METHODOLOGY**

Tasks performed on-site included the following:

1. Review current management plan, identify HA(s) and extract appropriate information.
2. Examine and verify abatement records.
3. Touch and visually and physically reinspect and reassess the condition of all friable known or assumed ACBM.
4. Touch and visually and physically reinspect all non-friable known or assumed ACBM to determine whether these materials have become friable since the last inspection or periodic surveillance.
5. Identify any condition changes that may affect Hazard ranking of known ACBM or Assumed ACBM, as well as any HA(s) that have become friable since the last reinspection.
6. Collect bulk samples from each newly discovered friable HA or previously assumed and submit for laboratory analysis.
7. Tabulate reinspection findings and submit for management planner review and recommendations with appropriate response actions based on the AHERA Damage Category of the ACBM.
8. Submit reinspection findings and management planner recommendations to the LEA within thirty (30) days for inclusion into the management plan.

### **IV. ABATEMENT HISTORY**

The information collected from the existing management plan and inspection report(s) and from interviews with the school official revealed that the following asbestos abatement was conducted at the school since the previous Three year Reinspection.

Abatement Dates:

### **V. REASSESSMENTS AND RECOMMENDATIONS**

The reassessments and recommendations are summarized in Tables I and II on the following pages. Detailed Hazard Assessment Sheets and Drawings and Photos (if applicable) are included in Appendix A.

### **VI. CONCLUSIONS**

The Building Three-Year reinspection has been completed and response actions have been recommended for both friable and non-friable ACBM. A timely execution of the response actions recommended will enable the LEA and the Designated Person(s) to effectively manage the existing ACBM.

This three-year reinspection report should be inserted in the current Management plan at the CPS Central Office, and one (1) copy should be kept at the school for use when planning any renovation and/or demolition activities in areas where ACBM has been identified. Also, periodic surveillance documentation and any summary reports from any response actions that are executed at the school should be used to update the Management Plan.

### **III. METHODOLOGY**

Tasks performed on-site included the following:

1. Review current management plan, identify HA(s) and extract appropriate information.
2. Examine and verify abatement records.
3. Touch and visually and physically reinspect and reassess the condition of all friable known or assumed ACBM.
4. Touch and visually and physically reinspect all non-friable known or assumed ACBM to determine whether these materials have become friable since the last inspection or periodic surveillance.
5. Identify any condition changes that may affect Hazard ranking of known ACBM or Assumed ACBM, as well as any HA(s) that have become friable since the last reinspection.
6. Collect bulk samples from each newly discovered friable HA or previously assumed and submit for laboratory analysis.
7. Tabulate reinspection findings and submit for management planner review and recommendations with appropriate response actions based on the AHERA Damage Category of the ACBM.
8. Submit reinspection findings and management planner recommendations to the LEA within thirty (30) days for inclusion into the management plan.

### **IV. ABATEMENT HISTORY**

The information collected from the existing management plan and inspection report(s) and from interviews with the school official revealed that the following asbestos abatement was conducted at the school since the previous Three year Reinspection.

Abatement Dates:

### **V. REASSESSMENTS AND RECOMMENDATIONS**

The reassessments and recommendations are summarized in Tables I and II on the following pages. Detailed Hazard Assessment Sheets and Drawings and Photos (if applicable) are included in Appendix A.

### **VI. CONCLUSIONS**

The Building Three-Year reinspection has been completed and response actions have been recommended for both friable and non-friable ACBM. A timely execution of the response actions recommended will enable the LEA and the Designated Person(s) to effectively manage the existing ACBM.

This three-year reinspection report should be inserted in the current Management plan at the CPS Central Office, and one (1) copy should be kept at the school for use when planning any renovation and/or demolition activities in areas where ACBM has been identified. Also, periodic surveillance documentation and any summary reports from any response actions that are executed at the school should be used to update the Management Plan.

### **III. METHODOLOGY**

Tasks performed on-site included the following:

1. Review current management plan, identify HA(s) and extract appropriate information.
2. Examine and verify abatement records.
3. Touch and visually and physically reinspect and reassess the condition of all friable known or assumed ACBM.
4. Touch and visually and physically reinspect all non-friable known or assumed ACBM to determine whether these materials have become friable since the last inspection or periodic surveillance.
5. Identify any condition changes that may affect Hazard ranking of known ACBM or Assumed ACBM, as well as any HA(s) that have become friable since the last reinspection.
6. Collect bulk samples from each newly discovered friable HA or previously assumed and submit for laboratory analysis.
7. Tabulate reinspection findings and submit for management planner review and recommendations with appropriate response actions based on the AHERA Damage Category of the ACBM.
8. Submit reinspection findings and management planner recommendations to the LEA within thirty (30) days for inclusion into the management plan.

### **IV. ABATEMENT HISTORY**

The information collected from the existing management plan and inspection report(s) and from interviews with the school official revealed that the following asbestos abatement was conducted at the school since the previous Three year Reinspection.

Abatement Dates:

### **V. REASSESSMENTS AND RECOMMENDATIONS**

The reassessments and recommendations are summarized in Tables I and II on the following pages. Detailed Hazard Assessment Sheets and Drawings and Photos (if applicable) are included in Appendix A.

### **VI. CONCLUSIONS**

The Building Three-Year reinspection has been completed and response actions have been recommended for both friable and non-friable ACBM. A timely execution of the response actions recommended will enable the LEA and the Designated Person(s) to effectively manage the existing ACBM.

This three-year reinspection report should be inserted in the current Management plan at the CPS Central Office, and one (1) copy should be kept at the school for use when planning any renovation and/or demolition activities in areas where ACBM has been identified. Also, periodic surveillance documentation and any summary reports from any response actions that are executed at the school should be used to update the Management Plan.

### **III. METHODOLOGY**

Tasks performed on-site included the following:

1. Review current management plan, identify HA(s) and extract appropriate information.
2. Examine and verify abatement records.
3. Touch and visually and physically reinspect and reassess the condition of all friable known or assumed ACBM.
4. Touch and visually and physically reinspect all non-friable known or assumed ACBM to determine whether these materials have become friable since the last inspection or periodic surveillance.
5. Identify any condition changes that may affect Hazard ranking of known ACBM or Assumed ACBM, as well as any HA(s) that have become friable since the last reinspection.
6. Collect bulk samples from each newly discovered friable HA or previously assumed and submit for laboratory analysis.
7. Tabulate reinspection findings and submit for management planner review and recommendations with appropriate response actions based on the AHERA Damage Category of the ACBM.
8. Submit reinspection findings and management planner recommendations to the LEA within thirty (30) days for inclusion into the management plan.

### **IV. ABATEMENT HISTORY**

The information collected from the existing management plan and inspection report(s) and from interviews with the school official revealed that the following asbestos abatement was conducted at the school since the previous Three year Reinspection.

Abatement Dates:

### **V. REASSESSMENTS AND RECOMMENDATIONS**

The reassessments and recommendations are summarized in Tables I and II on the following pages. Detailed Hazard Assessment Sheets and Drawings and Photos (if applicable) are included in Appendix A.

### **VI. CONCLUSIONS**

The Building Three-Year reinspection has been completed and response actions have been recommended for both friable and non-friable ACBM. A timely execution of the response actions recommended will enable the LEA and the Designated Person(s) to effectively manage the existing ACBM.

This three-year reinspection report should be inserted in the current Management plan at the CPS Central Office, and one (1) copy should be kept at the school for use when planning any renovation and/or demolition activities in areas where ACBM has been identified. Also, periodic surveillance documentation and any summary reports from any response actions that are executed at the school should be used to update the Management Plan.



### **III. METHODOLOGY**

Tasks performed on-site included the following:

1. Review current management plan, identify HA(s) and extract appropriate information.
2. Examine and verify abatement records.
3. Touch and visually and physically reinspect and reassess the condition of all friable known or assumed ACBM.
4. Touch and visually and physically reinspect all non-friable known or assumed ACBM to determine whether these materials have become friable since the last inspection or periodic surveillance.
5. Identify any condition changes that may affect Hazard ranking of known ACBM or Assumed ACBM, as well as any HA(s) that have become friable since the last reinspection.
6. Collect bulk samples from each newly discovered friable HA or previously assumed and submit for laboratory analysis.
7. Tabulate reinspection findings and submit for management planner review and recommendations with appropriate response actions based on the AHERA Damage Category of the ACBM.
8. Submit reinspection findings and management planner recommendations to the LEA within thirty (30) days for inclusion into the management plan.

### **IV. ABATEMENT HISTORY**

The information collected from the existing management plan and inspection report(s) and from interviews with the school official revealed that the following asbestos abatement was conducted at the school since the previous Three year Reinspection.

Abatement Dates:

### **V. REASSESSMENTS AND RECOMMENDATIONS**

The reassessments and recommendations are summarized in Tables I and II on the following pages. Detailed Hazard Assessment Sheets and Drawings and Photos (if applicable) are included in Appendix A.

### **VI. CONCLUSIONS**

The Building Three-Year reinspection has been completed and response actions have been recommended for both friable and non-friable ACBM. A timely execution of the response actions recommended will enable the LEA and the Designated Person(s) to effectively manage the existing ACBM.

This three-year reinspection report should be inserted in the current Management plan at the CPS Central Office, and one (1) copy should be kept at the school for use when planning any renovation and/or demolition activities in areas where ACBM has been identified. Also, periodic surveillance documentation and any summary reports from any response actions that are executed at the school should be used to update the Management Plan.

### **III. METHODOLOGY**

Tasks performed on-site included the following:

1. Review current management plan, identify HA(s) and extract appropriate information.
2. Examine and verify abatement records.
3. Touch and visually and physically reinspect and reassess the condition of all friable known or assumed ACBM.
4. Touch and visually and physically reinspect all non-friable known or assumed ACBM to determine whether these materials have become friable since the last inspection or periodic surveillance.
5. Identify any condition changes that may affect Hazard ranking of known ACBM or Assumed ACBM, as well as any HA(s) that have become friable since the last reinspection.
6. Collect bulk samples from each newly discovered friable HA or previously assumed and submit for laboratory analysis.
7. Tabulate reinspection findings and submit for management planner review and recommendations with appropriate response actions based on the AHERA Damage Category of the ACBM.
8. Submit reinspection findings and management planner recommendations to the LEA within thirty (30) days for inclusion into the management plan.

### **IV. ABATEMENT HISTORY**

The information collected from the existing management plan and inspection report(s) and from interviews with the school official revealed that the following asbestos abatement was conducted at the school since the previous Three year Reinspection.

Abatement Dates:

### **V. REASSESSMENTS AND RECOMMENDATIONS**

The reassessments and recommendations are summarized in Tables I and II on the following pages. Detailed Hazard Assessment Sheets and Drawings and Photos (if applicable) are included in Appendix A.

### **VI. CONCLUSIONS**

The Building Three-Year reinspection has been completed and response actions have been recommended for both friable and non-friable ACBM. A timely execution of the response actions recommended will enable the LEA and the Designated Person(s) to effectively manage the existing ACBM.

This three-year reinspection report should be inserted in the current Management plan at the CPS Central Office, and one (1) copy should be kept at the school for use when planning any renovation and/or demolition activities in areas where ACBM has been identified. Also, periodic surveillance documentation and any summary reports from any response actions that are executed at the school should be used to update the Management Plan.

### **III. METHODOLOGY**

Tasks performed on-site included the following:

1. Review current management plan, identify HA(s) and extract appropriate information.
2. Examine and verify abatement records.
3. Touch and visually and physically reinspect and reassess the condition of all friable known or assumed ACBM.
4. Touch and visually and physically reinspect all non-friable known or assumed ACBM to determine whether these materials have become friable since the last inspection or periodic surveillance.
5. Identify any condition changes that may affect Hazard ranking of known ACBM or Assumed ACBM, as well as any HA(s) that have become friable since the last reinspection.
6. Collect bulk samples from each newly discovered friable HA or previously assumed and submit for laboratory analysis.
7. Tabulate reinspection findings and submit for management planner review and recommendations with appropriate response actions based on the AHERA Damage Category of the ACBM.
8. Submit reinspection findings and management planner recommendations to the LEA within thirty (30) days for inclusion into the management plan.

### **IV. ABATEMENT HISTORY**

The information collected from the existing management plan and inspection report(s) and from interviews with the school official revealed that the following asbestos abatement was conducted at the school since the previous Three year Reinspection.

Abatement Dates:

### **V. REASSESSMENTS AND RECOMMENDATIONS**

The reassessments and recommendations are summarized in Tables I and II on the following pages. Detailed Hazard Assessment Sheets and Drawings and Photos (if applicable) are included in Appendix A.

### **VI. CONCLUSIONS**

The Building Three-Year reinspection has been completed and response actions have been recommended for both friable and non-friable ACBM. A timely execution of the response actions recommended will enable the LEA and the Designated Person(s) to effectively manage the existing ACBM.

This three-year reinspection report should be inserted in the current Management plan at the CPS Central Office, and one (1) copy should be kept at the school for use when planning any renovation and/or demolition activities in areas where ACBM has been identified. Also, periodic surveillance documentation and any summary reports from any response actions that are executed at the school should be used to update the Management Plan.

**Table I**  
**Inspector's Reinspection Findings**

---

**School** Hibbard School **Unit** 23801 **Building ID** 4000  
**Address** 3244 W Ainslie Avenue **Region** 01

### Inspector's Reinspection Findings Table 1

*Inspector's Comments are Summarized at the End of the Report*

[illegible]

# Chicago Public Schools

**School** Hibbard School **Unit** 23801 **Building ID** 4000

**Address** 3244 W Ainslie Avenue **Region** 01

## ASBESTOS REINSPECTION FINDINGS AND RECOMMENDATIONS

### Inspector's Reinspection Findings Table 1

**Managing Environmental Consultant (MEC)** Specialty Consulting, Inc.

2942 W. Van Buren Street Chicago, IL, 60612

Phone: (312) 319-7575 Fax: (312) 319-7580

*Inspector's Comments are Summarized at the End of the Report*

Reinspection Date <b><u>3/21/2025</u></b>
Inspector Name <b><u>David Avila</u></b>
<b><u>100-110935/15/2026</u></b>
Inspector's IDPH License Number / Expiration Date

### Inspector's Comments

HA Number:	Inspector Comments:
A	

**Table II**

**Management Planner's Review**

---

# Chicago Public Schools

**School**    Hibbard School  
**Address**    3244 W Ainslie Avenue

**Unit**    23801  
Chicago, IL, 60625

**Building ID**    4000  
**Region**    01

## ASBESTOS REINSPECTION FINDINGS AND RECOMMENDATIONS

### Management Planner's Review Table II

**Managing Environmental Consultant (MEC)**    Specialty Consulting, Inc.

2942 W. Van Buren Street  
Chicago, IL, 60612

Phone:    (312) 319-7575

Fax:    (312) 319-7580

### *Management Planner's Comments Summarized at the End of the Report*

HA Num	Material Description	Material Quantity	Material Units	Material Location	Asbestos Type	Material Category	Friable	Damage Quantity	Damage Units	Damage Category	Response
	12"x12" Dark Brown VFT	23,100	SF	Throughout Building - 1916	Chrysotile	MISC	No	30	SF	6 ACBM with the potential for damage	Follow O&M Plan
	12"x12" Dark Brown VFT Mastic	23,100	SF	Throughout Building - 1916	Chrysotile	MISC	No	30	SF	6 ACBM with the potential for damage	Follow O&M Plan
	9"x9" Brown VFT	100	SF	1st Floor Corridor outside Lunchroom & Kitchen Entrance (106-104-102) - 1916	Chrysotile	MISC	No	0	SF	6 ACBM with the potential for damage	Follow O&M Plan
	9"x9" Brown VFT Mastic	100	SF	1st Floor Corridor outside Lunchroom & Kitchen Entrance (106-104-102) - 1916	Chrysotile	MISC	No	0	SF	6 ACBM with the potential for damage	Follow O&M Plan
	12"x12" Brown Replacement Floor Tile	650	SF	1st Floor Mezzanine Office Hallway, Vice Principal's Office, 204, 208, 214, Old Main Office - 1916	Assumed	MISC	No	0	SF	6 ACBM with the potential for damage	Follow O&M Plan
	12"x12" Brown Replacement Floor Tile Mastic	650	SF	1st Floor Mezzanine Office Hallway, Vice Principal's Office, 204, 208, 214, Old Main Office - 1916	Assumed	MISC	No	0	SF	6 ACBM with the potential for damage	Follow O&M Plan
	Blue Linoleum	1,600	SF	Room 104/106 Lunchroom - 1916	Assumed	MISC	No	0	SF	6 ACBM with the potential for damage	Follow O&M Plan
	Orange Linoleum - Abated			1st Floor Mezzanine Telephone Booth - Abated - 1916 -	Abated	MISC					
	Gray Linoleum	180	SF	Room 104/106 Lunchroom - 1916	Assumed	MISC	No	0	SF	6 ACBM with the potential for damage	Follow O&M Plan
	Hard Coat Plaster	150,000	SF	Throughout Building - 1916	Assumed	SURFACE	No	0	SF	6 ACBM with the potential for damage	Follow O&M Plan
	12"x12" Black VFT	3,000	SF	Throughout - 1998	Assumed	MISC	No	0	SF	6 ACBM with the potential for damage	Follow O&M Plan
	12"x12" Black VFT Mastic	3,000	SF	Throughout - 1998	Assumed	MISC	No	0	SF	6 ACBM with the potential for damage	Follow O&M Plan
	12"x12" Dark Brown VFT	65	SF	Throughout - 1998	Assumed	SURFACE	No	0	SF	6 ACBM with the potential for damage	Follow O&M Plan
	12"x12" White VFT Mastic	15,000	SF	Throughout - 1998	Assumed	MISC	No	0	SF	6 ACBM with the potential for damage	Follow O&M Plan
	12"x12" Light Blue VFT	3,000	SF	Throughout - 1998	Assumed	MISC	No	0	SF	6 ACBM with the potential for damage	Follow O&M Plan
	12"x12" Light Blue VFT Mastic	3,000	SF	Throughout - 1998	Assumed	MISC	No	0	SF	6 ACBM with the potential for damage	Follow O&M Plan
	12"x12" Black VFT	300	SF	2nd Floor Link to 1998 Annex - 1916	Assumed	MISC	No	0	SF	6 ACBM with the potential for damage	Follow O&M Plan
	12"x12" Black VFT Mastic	300	SF	2nd Floor Link to 1998 Annex - 1916	Assumed	MISC	No	0	SF	6 ACBM with the potential for damage	Follow O&M Plan
	Vinyl Baseboard	4,000	LF	Throughout - 1998	Assumed	MISC	No	0	LF	6 ACBM with the potential for damage	Follow O&M Plan
	Vinyl Baseboard Mastic	4,000	LF	Throughout - 1998	Assumed	MISC	No	0	LF	6 ACBM with the potential for damage	Follow O&M Plan
	Red HVAC Caulk	200	LF	Mechanical Room - 1998	Assumed	MISC	No	0	LF	6 ACBM with the potential for damage	Follow O&M Plan
	Decorative Plaster	1,500	SF	Assembly Hall - 1916 Bldg.	Assumed	SURFACE	No	0	SF	6 ACBM with the potential for damage	Follow O&M Plan
	Drywall	2,000	SF	Assembly Hall balcony - 1916 Bldg.	Assumed	MISC	No	0	SF	6 ACBM with the potential for damage	Follow O&M Plan
	Drywall joint compound & tape	200	SF	Assembly hall balcony - 1916 Bldg.	Assumed	MISC	No	0	SF	6 ACBM with the potential for damage	Follow O&M Plan
	Carpet Mastic	1,500	SF	Assembly hall & balcony - 1916 Bldg.	Assumed	MISC	No	0	SF	6 ACBM with the potential for damage	Follow O&M Plan
	Terrazzo	20,000	SF	1st, 2nd, 3rd, floor corridors & stairwells all levels	Assumed	MISC	No	0	SF	6 ACBM with the potential for damage	Follow O&M Plan



# Chicago Public Schools

**School**    Hibbard School  
**Address**    3244 W Ainslie Avenue

**Unit**    23801  
Chicago, IL, 60625

**Building ID**    4000  
**Region**    01

## ASBESTOS REINSPECTION FINDINGS AND RECOMMENDATIONS

### Management Planner's Review Table II

**Managing Environmental Consultant (MEC)**    Specialty Consulting, Inc.

2942 W. Van Buren Street  
Chicago, IL, 60612

Phone:    (312) 319-7575

Fax:    (312) 319-7580

### *Management Planner's Comments Summarized at the End of the Report*

HA Num	Material Description	Material Quantity	Material Units	Material Location	Asbestos Type	Material Category	Friable	Damage Quantity	Damage Units	Damage Category	Response
	Firedoors	2	EA	Dividing Doors Between Lecture Room 1&2	Assumed	MISC	No	0	EA	6 ACBM with the potential for damage	Follow O&M Plan
	Carpet Mastic	4,600	SF	Room 302, Lecture Room A&B	Assumed	MISC	No	0	SF	6 ACBM with the potential for damage	Follow O&M Plan
	Firedoors	8	EA	3rd and 2nd Floor Balcony Entrance and Projector Room	Assumed	MISC	No	0	EA	6 ACBM with the potential for damage	Follow O&M Plan
	2' x 4' Ceiling Tile	2,100	SF	Room 103 & 105	Assumed	MISC	Yes	0	SF	6 ACBM with the potential for damage	Follow O&M Plan
	12" x 12" Green VFT	300	SF	Room 103 & 105	Assumed	MISC	No	0	SF	6 ACBM with the potential for damage	Follow O&M Plan
	12" x 12" Green VFT Mastic	300	SF	Room 103 & 105	Assumed	MISC	No	0	SF	6 ACBM with the potential for damage	Follow O&M Plan
	Drywall System	10,000	SF	Room 103 & 105	Assumed	MISC	No	0	SF	6 ACBM with the potential for damage	Follow O&M Plan
	12" x 12" Beige w/ White Specs VFT	1,800	SF	Room 103 & 105	Assumed	MISC	No	0	SF	6 ACBM with the potential for damage	Follow O&M Plan
	12" x 12" Beige w/ White Specs VFT & Mastic	1,800	SF	Room 103 & 105	Assumed	MISC	No	0	SF	6 ACBM with the potential for damage	Follow O&M Plan
	Gray Laminate Flooring	200	SF	Lecture Room A and B	Assumed	MISC	No	0	SF	6 ACBM with the potential for damage	Follow O&M Plan
	12"x12" Black w/ Specs Replacement Floor Tile	400	SF	Rooms 307, 311, 203, 204, 214, 2nd and 3rd Floor Link to Annex; 1st, 2nd, and 3rd Floor Corridor - 1916 Bldg.	Assumed	MISC	No	0	SF	6 ACBM with the potential for damage	Follow O&M Plan
	12"x12" Black w/ Specs Replacement Floor Tile	400	SF	Rooms 307, 311, 203, 204, 214, 2nd and 3rd Floor Link to Annex; 1st, 2nd, and 3rd Floor Corridor - 1916 Bldg.	Assumed	MISC	No	0	SF	6 ACBM with the potential for damage	Follow O&M Plan
	Aircell Pipe Insulation	25	LF	2nd Floor Teacher's Lunchroom (Room 214), 2nd and 3rd floor Staff Restrooms (abated), Unisex Bathroom, 101 Bathroom - 1916	Chrysotile	TSI	Yes	0	LF	6 ACBM with the potential for damage	Follow O&M Plan
	MJP E/F/V on Aircell Pipe Insulation	3	FITTING	2nd Floor Teacher's Lunchroom (Room 214), Unisex Stair Landing, 214, 101 Bathroom - 1916	Chrysotile	TSI	Yes	0	FITTING	6 ACBM with the potential for damage	Follow O&M Plan
	MJP E/F/V on Fiberglass Pipe Insulation	48	FITTING	1st Floor Girl's Toilet, South Fan Room; 2nd Floor Social Room, Boy's Toilet; 3rd Floor Boy's Toilet, Room 314 - 1916	Chrysotile	TSI	Yes	0	FITTING	6 ACBM with the potential for damage	Follow O&M Plan
	Mag Block Pipe Insulation	114	LF	North Mech Area: South Fan Room, W & E Cold Decks, S Fan Housing Chamber (W & E) - 1916	Chrysotile	TSI	Yes	0	LF	6 ACBM with the potential for damage	Follow O&M Plan
	MJP E/F/V on Mag Block Pipe Insulation	49	FITTING	North Mech Area: South Fan Room, W & E Cold Decks, S Fan Housing Chamber (W & E) - 1916	Chrysotile	TSI	Yes	0	FITTING	6 ACBM with the potential for damage	Follow O&M Plan

# Chicago Public Schools

**School**    Hibbard School  
**Address**    3244 W Ainslie Avenue

**Unit**    23801  
Chicago, IL, 60625

**Building ID**    4000  
**Region**    01

## ASBESTOS REINSPECTION FINDINGS AND RECOMMENDATIONS

### Management Planner's Review Table II

**Managing Environmental Consultant (MEC)**    Specialty Consulting, Inc.

2942 W. Van Buren Street  
Chicago, IL, 60612

Phone:    (312) 319-7575                      Fax:    (312) 319-7580

### *Management Planner's Comments Summarized at the End of the Report*

HA Num	Material Description	Material Quantity	Material Units	Material Location	Asbestos Type	Material Category	Friable	Damage Quantity	Damage Units	Damage Category	Response
	Cardboard Pipe Insulation	55	LF	1st Floor: South Fresh Air Intake, cold deck, Room 101 (Kindergarten) Toilet - 1916	Chrysotile	TSI	Yes	0	LF	6 ACBM with the potential for damage	Follow O&M Plan
	MJP E/F/V on Cardboard Pipe Insulation	8	FITTING	1st Floor: South Fresh Air Intake, Room 101 (Kindergarten) Toilet - 1916	Chrysotile	TSI	Yes	0	FITTING	6 ACBM with the potential for damage	Follow O&M Plan
	Spray-On Duct Insulation	2,000	SF	Attic Space: Hatch (NW, Center, SW) - 1916	Assumed	SURFACE	Yes	0	SF	6 ACBM with the potential for damage	Follow O&M Plan
	Blown-In Insulation	1,000	SF	Attic Space: Hatch (NW & SW) - 1916	Assumed	SURFACE	Yes	0	SF	6 ACBM with the potential for damage	Follow O&M Plan
	Canvas Wall Covering	432	SF	Room 214 (behind sink) - 1916	Assumed	MISC	No	0	SF	6 ACBM with the potential for damage	Follow O&M Plan
	2'x4' Lay-In Ceiling Tile			1st Floor: Men's Toilet, Room 101 Toilet; 2nd Floor: Balcony Room - 1916	No ACBM	MISC					
	2'x2' Lay-In Ceiling Tile	1,600	SF	Room 104/106 Lunchroom - 1916	Assumed	MISC	Yes	0	SF	6 ACBM with the potential for damage	Follow O&M Plan
	2'x4' White w/ Grooves CT	30,000	SF	Throughout - 1998	Assumed	MISC	Yes	0	SF	6 ACBM with the potential for damage	Follow O&M Plan
	2'x2' White Smooth CT			Kitchen Area - 1998	No ACBM	MISC					
	Drywall	10,000	SF	Throughout - 1998	Assumed	MISC	No	0	SF	6 ACBM with the potential for damage	Follow O&M Plan
	Drywall Compound	5,000	SF	Throughout - 1998	Assumed	MISC	No	0	SF	6 ACBM with the potential for damage	Follow O&M Plan
	Brown and Tan carpet Mastic	1,100	SF	Room 111	Assumed	MISC	No	0	SF	6 ACBM with the potential for damage	Follow O&M Plan
	Ceiling Tile	5,027	SF	First and Second Floor Corridor	Assumed	SURFACE	Yes	0	SF	6 ACBM with the potential for damage	Follow O&M Plan

# Chicago Public Schools

**School**    Hibbard School

**Unit**    23801

**Building ID**    4000

**Address**    3244 W Ainslie Avenue

Chicago, IL, 60625

**Region**    01

## ASBESTOS REINSPECTION FINDINGS AND RECOMMENDATIONS

### Management Planner's Review Table II

**Managing Environmental Consultant (MEC)**    Specialty Consulting, Inc.

2942 W. Van Buren Street  
Chicago, IL, 60612

Phone:    (312) 319-7575

Fax:    (312) 319-7580

*Management Planner's Comments Summarized at the End of the Report*

Review Date	09/16/2025
Manager Planner Name	Arturo Saenz
100-04019	5/15/2026
Manager IDPH License No/Expiration	

HA Number	Management Comments
-----------	---------------------

# APPENDIX A

## Assessment Sheets, Drawings and Photos

---

# Chicago Public Schools

Specialty Consulting, Inc.  
2025 AHERA REINSPECTION

## Inspector Assessment Form (REASSESSMENT)

LEA NAME: **Chicago Public Schools** UNIT NUMBER: BUIDLING ID:  
CITY/STATE: **Chicago, Illinois** AHERA INSPECTOR:  
SCHOOL NAME: INSPECTION DATE:  
ADDRESS: IDPH LICENSE NO:

---

## INFORMATION FROM PREVIOUS INSPECTION

HOMOGENEOUS AREA:  
MATERIAL DESCRIPTION:  
HISTORICAL AHERA DAMAGE CATEGORY **ACBM with the potential for damage**  
HISTORICAL DAMAGE REASON: **Physical Damage**  
HISTORICAL RESPONSE ACTION: **Follow O&M Plan**  
ASBESTOS TYPE: FRIABLE:

---

## RESULTS OF REINSPECTION AND REASSESSMENT

This homogeneous area was reinspected and reassessed in accordance with Section 763.85 and 763.88 of AHERA and it's condition HAS NOT CHANGED when compared to the conditions of the last AHERA reinspection.

The current AHERA DAMAGE CATEGORY is determined to be . **ACBM with the potential for damage**

DAMAGE REASON: **Deterioration**  
**Physical Damage**

DISTURBANCE POTENTIAL:

MATERIAL LOCATION:

MATERIAL QUANTITY:

MATERIAL UNITS:

DAMAGE QUANTITY:

DAMAGE UNITS:

COMMENTS:

Inspector's Signature:



Date: **03/21/2025**

# Chicago Public Schools

Specialty Consulting, Inc.

**2025 AHERA REINSPECTION**

## Management Planner Review Form

LEA NAME: **Chicago Public Schools** UNIT NUMBER: BUIDLING ID:  
CITY/STATE: **Chicago, Illinois** MANAGEMENT PLANNER:  
SCHOOL NAME: REVIEW DATE:  
ADDRESS: IDPH LICENSE NO:

---

HOMOGENEOUS AREA:

MATERIAL DESCRIPTION:

MATERIAL LOCATION:

MATERIAL QUANTITY:

MATERIAL UNITS:

DAMAGE QUANTITY:

DAMAGE UNITS:

---

In accordance with Sections 763.88 and 763.90 of the Asbestos Hazard Emergency Response Act (AHERA) the LEA must select a management planner to review the results of the inspection and assessment and recommend appropriate response actions. The original inspection of the above identified homogeneous area has been reviewed in accordance with Sections 763.88 and 763.90 with the following recommendations.

The RESPONSE ACTION recommendation is:

**Follow O&M Plan**

Comments:

Management Planner's Signature: \_\_\_\_\_



Date: **09/16/2025**

# Chicago Public Schools

Specialty Consulting, Inc.  
**2025 AHERA REINSPECTION**

## Inspector Assessment Form (New Homogeneous Area)

LEA NAME: **Chicago Public Schools** UNIT NUMBER: BUIDLING ID:  
CITY/STATE: **Chicago, Illinois** AHERA INSPECTOR:  
SCHOOL NAME: INSPECTION DATE:  
ADDRESS: IDPH LICENSE NO:

---

## INFORMATION FROM CURRENT INSPECTION

HOMOGENEOUS AREA:  
MATERIAL DESCRIPTION:  
MATERIAL LOCATION:  
MATERIAL QUANTITY: MATERIAL UNITS:  
MATERIAL CATEGORY: FRIABLE:  
ASBESTOS TYPE:  
DISTURBANCE POTENTIAL: CONDITION: **No Damage**  
AHERA DAMAGE CATEGORY: **ACBM with the potential for damage**  
ACCESSIBILITY: **Barely Reachable** DAMAGE REASON:  
DAMAGE QUANTITY: DAMAGE REASON:  
DAMAGE UNITS:  
COMMENTS:

Inspector's Signature:



Date: **03/21/2025**

# Chicago Public Schools

Specialty Consulting, Inc.  
**2025 AHERA REINSPECTION**

## Management Planner Review Form

LEA NAME: **Chicago Public Schools** UNIT NUMBER: BUILDING ID:  
CITY/STATE: **Chicago, Illinois** MANAGEMENT PLANNER:  
SCHOOL NAME: REVIEW DATE:  
ADDRESS: IDPH LICENSE NO:

HOMOGENEOUS AREA:

MATERIAL DESCRIPTION:

MATERIAL LOCATION:

MATERIAL QUANTITY:

MATERIAL UNITS:

DAMAGE QUANTITY:

DAMAGE UNITS:

---

In accordance with Sections 763.88 and 763.90 of the Asbestos Hazard Emergency Response Act (AHERA) the LEA must select a management planner to review the results of the inspection and assessment and recommend appropriate response actions. The original inspection of the above identified homogeneous area has been reviewed in accordance with Sections 763.88 and 763.90 with the following recommendations.

The RESPONSE ACTION recommendation is:

**Follow O&M Plan**

COMMENTS:

Management Planner's Signature: \_\_\_\_\_



Date: **09/16/2025**



# APPENDIX B

## Inspector and Management Planner Licenses

---



























































































































































































































































# APPENDIX C

## Laboratory Accreditations

---

# APPENDIX D

## Laboratory Results

---

# APPENDIX E

## Chain of Custody Forms

---

## Three-Year Reinspection Key to Terms

	CODE	KEY
<b>MATERIAL</b>		
	ACBM	Asbestos Containing Building Materials
<b>MATERIAL CATEGORY</b>		
	MISC	Miscellaneous
	SURF	Surfacing
	TSI	Thermal System Insulation
<b>MATERIAL UNITS</b>		
	LF	Linear Feet
	SF	Square Feet
	CF	Cubic Feet
<b>DAMAGE TYPE</b>		
	Loc	Localized
	Dist	Distributed